



# ROLE OF RUSSIA IN SYRIAN CONFLICT. RUSSIAN INTERFERENCE IN USA PRESIDENTIAL ELECTIONS

## Gallup International's 41<sup>st</sup> Annual Global End of Year Survey

Opinion Poll in 55 Countries Across the Globe

October–December 2017

Disclaimer: Gallup International Association or its members are not related to Gallup Inc., headquartered in Washington D.C. which is no longer a member of Gallup International Association. Gallup International Association does not accept responsibility for opinion polling other than its own. We require that our surveys be credited fully as Gallup International (not Gallup or Gallup Poll).

# Gallup International's 41 Annual Global End of Year Survey:

## RUSSIAN INTERFERENCE

The World's first (launched in 1977) and leading Global Public Opinion Barometer, covering this year in a representative way about 2/3 of the global population, shows:

- Four out of ten respondents globally evaluate the Russian military role in the conflict in Syria as 'positive'. Slightly fewer (less than 1/3 of all interviewed) view their role as 'negative'.
- Another largely discussed topic - the speculations about potential Russian interference in last USA Presidential elections, split the world's public opinion into three: 37% around the globe believe it is possible that Russia influenced the elections outcome, 33% share the opposite opinion and the rest 30% do not have particular view on that topic.
- The question about Russian role in Syrian conflict splits the Old continent - predominantly negative attitudes among the West EU countries and right the opposite position of East EU members and those countries that are not part of the European Union.
- Discontented with Russian actions are the USA and Latin America, while Middle East, East and West Asia, India and Russia itself share an opinion that Russian actions in Syria have a positive effect.
- The highest share of believers that Russia played certain role in US elections is registered around Western European countries and USA. The opponents of such theory are respondents in Latin America, Asia, Eastern Europe and Middle East.

**Note:** Considering some socio-political or cultural factors several countries skipped some EoY Survey questions/options.

**Disclaimer:** Gallup International Association or its members are not related to Gallup Inc., headquartered in Washington D.C which is no longer a member of Gallup International Association. Gallup International Association does not accept responsibility for opinion polling other than its own. We require that our surveys be credited fully as Gallup International (not Gallup or Gallup Poll).



# Gallup International's 41 Annual Global End of Year Survey:

## RUSSIAN INTERFERENCE

**Johnny Heald**, Vice President Gallup International Association (GIA):

«Russia has played a critical role in the Syrian conflict and this has divided public opinion. A plurality would support their role in helping to defeat ISIS in northern Syria but clearly others either do not like their support for Bashar al Assad or more probably do not support any foreign international airstrikes.

Meanwhile the media circus on Russian involvement in the 2016 US Presidential election carries on and any involvement divides global opinion. A plurality (37%) believe they could have influenced the outcome of the election but 33% disagree and 30% simply don't know. I suspect this story will continue to run and run»

**Andrey Milekhin**, Vice President Gallup International Association (GIA):

«In the past decade we witnessed several different scenarios for problem resolving in world's hotspots – Afghanistan, Libya, Iraq. In majority cases solving of one issue served as a trigger for burst of multiple new conflicts.

Syrian problem is an example of complicated two-coalitions attempt to stop the civil war, and this is an effect of multipolar world continuous growth. Indicative in the survey are the attitudes of Syria neighboring countries which distinctively evaluate the Russian role in the conflict as positive.

The scandal with the alleged Russian interference in the US Presidential elections managed to catch the attention of majority of people around the globe. In cases when the respondents do not have some personal experience or deeper interest in the matter, their opinion is seriously affected by the mass media propaganda.

Analysis of results country by country provide quite interesting illustration of where the dominance of English-speaking media is definitive and where some plurality of media content and alternative point of view is available across media»

### For more information:

Kancho Stoychev (in Sofia), +359 88 8611025

Andrei Milekhin (in Moscow), +7 495 9886081

Johnny Heald (in London), +44 7973 600308

Disclaimer: Gallup International Association or its members are not related to Gallup Inc., headquartered in Washington D.C which is no longer a member of Gallup International Association. Gallup International Association does not accept responsibility for opinion polling other than its own. We require that our surveys be credited fully as Gallup International (not Gallup or Gallup Poll).

## METHODOLOGY:

The Gallup International End of Year Survey (EoY) is an annual tradition initiated by and designed under the chairmanship of Dr. George Gallup in 1977. It is conducted every year since then. This year it was carried out by the Gallup International Association in partnership with WIN in 56 countries around the world.

### Sample Size and Mode of Field Work:

A total of 54569 persons were interviewed globally. In each country a representative sample of around 1000 men and women was interviewed either face to face (23 countries; n=24235), via telephone (13 countries; n=12456) or online (19 countries; n=17878). The field work was conducted during October 2017 - December 2017. The margin of error for the survey is between +3-5% at 95% confidence level.

### Regions Coverage:

- EU Total - combines EU West and EU East
- EU West – Austria, France, Germany, Greece, Ireland, Italy, Netherland, Spain, Sweden, UK
- EU East – Bulgaria, Czech Republic, Latvia, Poland, Romania, Slovenia, Croatia
- Non-EU Europe – Albania, Armenia, Bosnia & Herzegovina, Kosovo, Macedonia, Moldova, Serbia, Ukraine
- Latin America – Argentina, Brazil, Columbia, Ecuador, Mexico, Peru
- East Asia – Bangladesh, Fiji, Hong Kong, Indonesia, Japan, Papua New Guinea, Philippines, Republic of Korea, Thailand, Vietnam
- West Asia – Afghanistan, Azerbaijan, Iran, Kazakhstan, Pakistan, Turkey
- Middle East - Iraq
- Africa – Ethiopia, Ghana, Nigeria, South Africa
- USA, India and Russia are not included in any other regional category

## ABOUT GALLUP INTERNATIONAL

Gallup International Association (GIA) is the leading association in market research and polling and this year celebrates its 71st anniversary.

For 70 years Gallup International Members have demonstrated their expert ability to conduct multi-country surveys on a comparable basis and deliver the highest quality. Their Members are leading national institutes with a profound local knowledge of research methods and techniques, statistical sources, customs and culture differences of its own country and carefully selected by the Association Board. With only one Member agency per country, Members work together on a daily basis to share knowledge, new research techniques and tools, as well as to provide the most appropriate solutions to international research projects and service our clients to the best of our abilities.

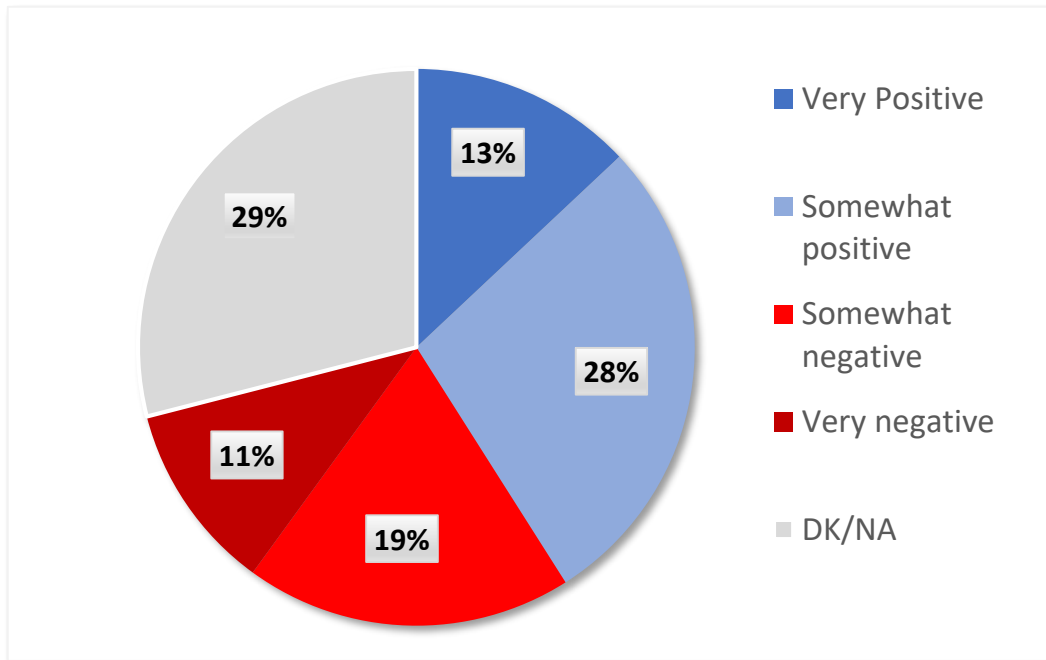
**Disclaimer:** Gallup International Association or its members are not related to Gallup Inc., headquartered in Washington D.C which is no longer a member of Gallup International Association. Gallup International Association does not accept responsibility for opinion polling other than its own. We require that our surveys be credited fully as Gallup International (not Gallup or Gallup Poll).



## ROLE OF RUSSIA IN SYRIAN CONFLICT

*Thinking about the ongoing conflict in Syria, do you think Russia is having a very positive, somewhat positive, somewhat negative or very negative influence in the fight against ISIS?*

**POSITIVE: 41%**  
**NEGATIVE: 30%**  
**DK/NO RESPONSE: 29%**

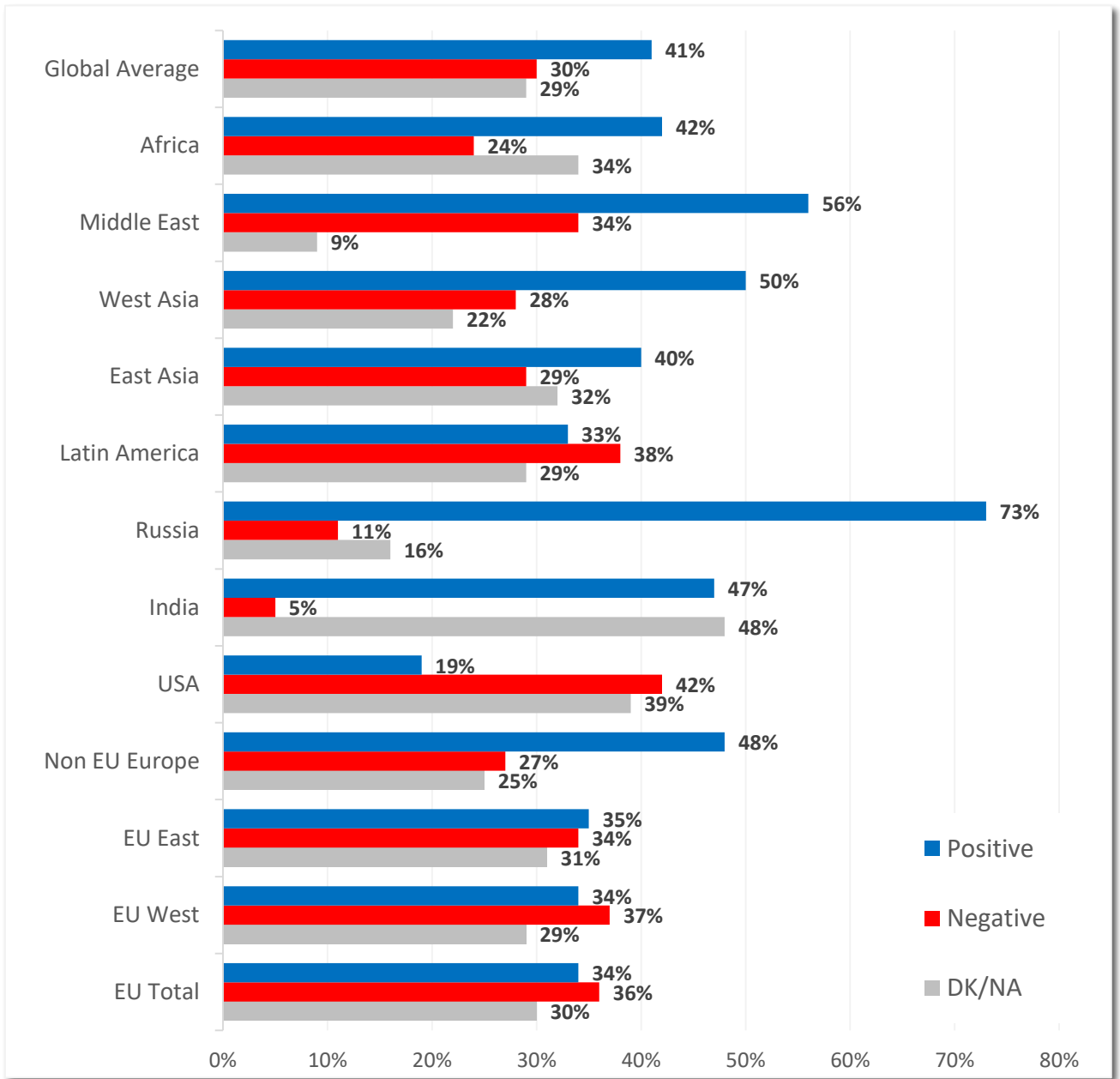


TOP 10 "POSITIVE"		TOP 10 "NEGATIVE"	
Country	% "Positive"	Country	% "Negative"
ALBANIA	80%	REPUBLIC OF KOREA	53%
RUSSIA	73%	IRELAND	48%
VIETNAM	67%	B&H, GERMANY	47%
IRAN	63%	MEXICO, TURKEY	46%
ARMENIA, KAZAKHSTAN, SERBIA	62%	COLOMBIA, POLAND	45%
PHILIPPINES	60%	UK, UKRAINE	44%
GHANA	57%	USA	42%
AFGHANISTAN, IRAQ	56%	AZERBAIJAN, SLOVENIA	41%
CROATIA	52%	CZECH REPUBLIC	40%
GREECE, INDONESIA	51%	BRAZIL, HONG KONG	38%



## ROLE OF RUSSIA IN SYRIAN CONFLICT – BY REGION

*Thinking about the ongoing conflict in Syria, do you think Russia is having a very positive, somewhat positive, somewhat negative or very negative influence in the fight against ISIS?*



### Regions coverage:

- **EU Total** - combines EU West and EU East
- **EU West** – Austria, France, Germany, Greece, Ireland, Italy, Netherland, Spain, Sweden, UK
- **EU East** – Bulgaria, Czech Republic, Latvia, Poland, Romania, Slovenia, Croatia
- **Non-EU Europe** – Albania, Armenia, Bosnia & Herzegovina, Kosovo, Macedonia, Moldova, Serbia, Ukraine
- **Latin America** – Argentina, Brazil, Columbia, Ecuador, Mexico, Peru
- **East Asia** – Bangladesh, Fiji, Hong Kong, Indonesia, Japan, Papua New Guinea, Philippines, Republic of Korea, Thailand, Vietnam
- **West Asia** – Afghanistan, Azerbaijan, Iran, Kazakhstan, Pakistan, Turkey
- **Middle East** - Iraq
- **Africa** – Ethiopia, Ghana, Nigeria, South Africa
- **USA, India and Russia** are not included in any other regional category

## ROLE OF RUSSIA IN SYRIAN CONFLICT

(Countries are presented in alphabetical order)

Country	Positive	Negative	DK/NA	Country	Positive	Negative	DK/NA
AFGHANISTAN	56%	29%	15%	KAZAKHSTAN	62%	8%	30%
ALBANIA	80%	13%	7%	KOSOVO	18%	26%	56%
ARMENIA	62%	17%	20%	LATVIA	42%	33%	25%
AUSTRIA	41%	28%	31%	MACEDONIA	41%	30%	29%
AZERBAIJAN	9%	41%	50%	MEXICO	39%	46%	15%
BANGLADESH	39%	23%	38%	MOLDOVA	47%	31%	23%
BOSNIA & HERZEGOVINA	34%	47%	19%	NETHERLANDS	28%	35%	37%
BRAZIL	33%	38%	29%	NIGERIA	43%	22%	35%
BULGARIA	37%	19%	44%	PAKISTAN	49%	33%	18%
CROATIA	52%	17%	31%	PERU	32%	27%	40%
COLOMBIA	34%	45%	20%	PHILIPPINES	60%	25%	15%
CZECH REPUBLIC	31%	40%	29%	POLAND	19%	45%	36%
ECUADOR	27%	36%	37%	REPUBLIC OF KOREA	31%	53%	17%
ETHIOPIA	37%	32%	31%	ROMANIA	41%	34%	25%
FRANCE	29%	37%	34%	RUSSIA	73%	11%	16%
GERMANY	27%	47%	26%	SERBIA	62%	14%	24%
GHANA	57%	11%	33%	SLOVENIA	36%	41%	23%
GREECE	51%	30%	19%	SOUTH AFRICA	31%	29%	40%
HONG KONG	39%	38%	22%	SPAIN	34%	36%	30%
INDIA	47%	5%	48%	SWEDEN	42%	29%	29%
INDONESIA	51%	14%	36%	THAILAND	32%	15%	54%
IRAN	63%	11%	26%	TURKEY	44%	46%	10%
IRAQ	56%	34%	9%	UK	24%	44%	31%
IRELAND	25%	48%	28%	UKRAINE	35%	44%	21%
ITALY	37%	34%	29%	USA	19%	42%	39%
IVORY COAST	41%	26%	34%	VIETNAM	67%	12%	21%
JAPAN	6%	35%	59%				

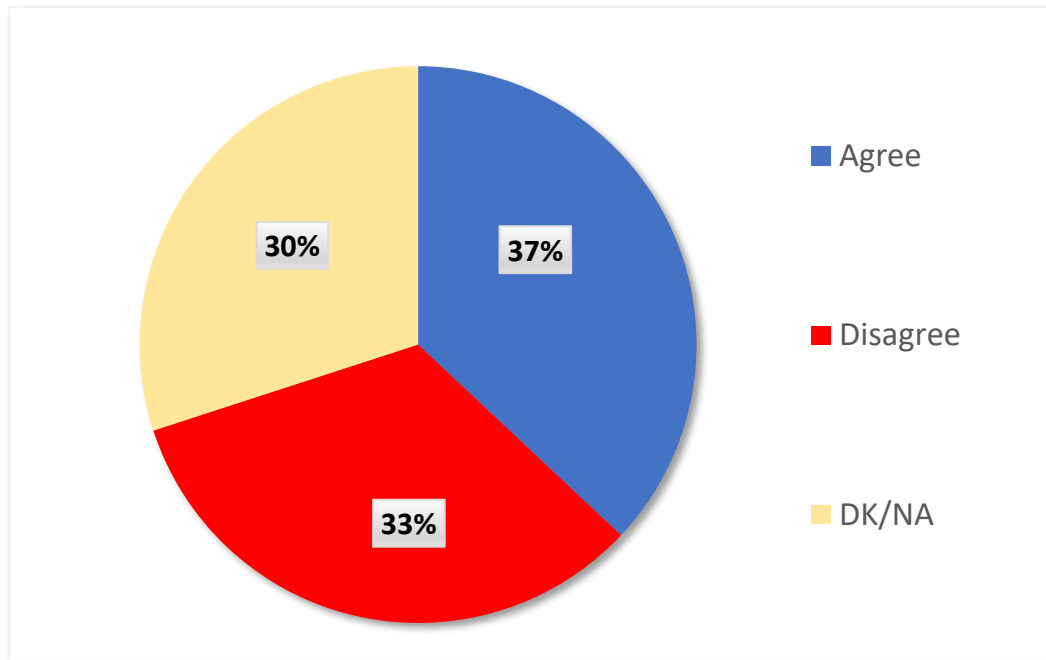
**Rounding of Decimals:** There may be a slight difference of 1 in some instances. Exact figures are available elsewhere. There is also a slight possibility that the figures vary up to maximum of 1 in different versions of press releases.

Row% presented.



## RUSSIAN INFLUENCE IN LAST U.S. PRESIDENTIAL ELECTIONS

*Do you agree or disagree that Russians influenced the outcome of the last U.S. Presidential elections?*



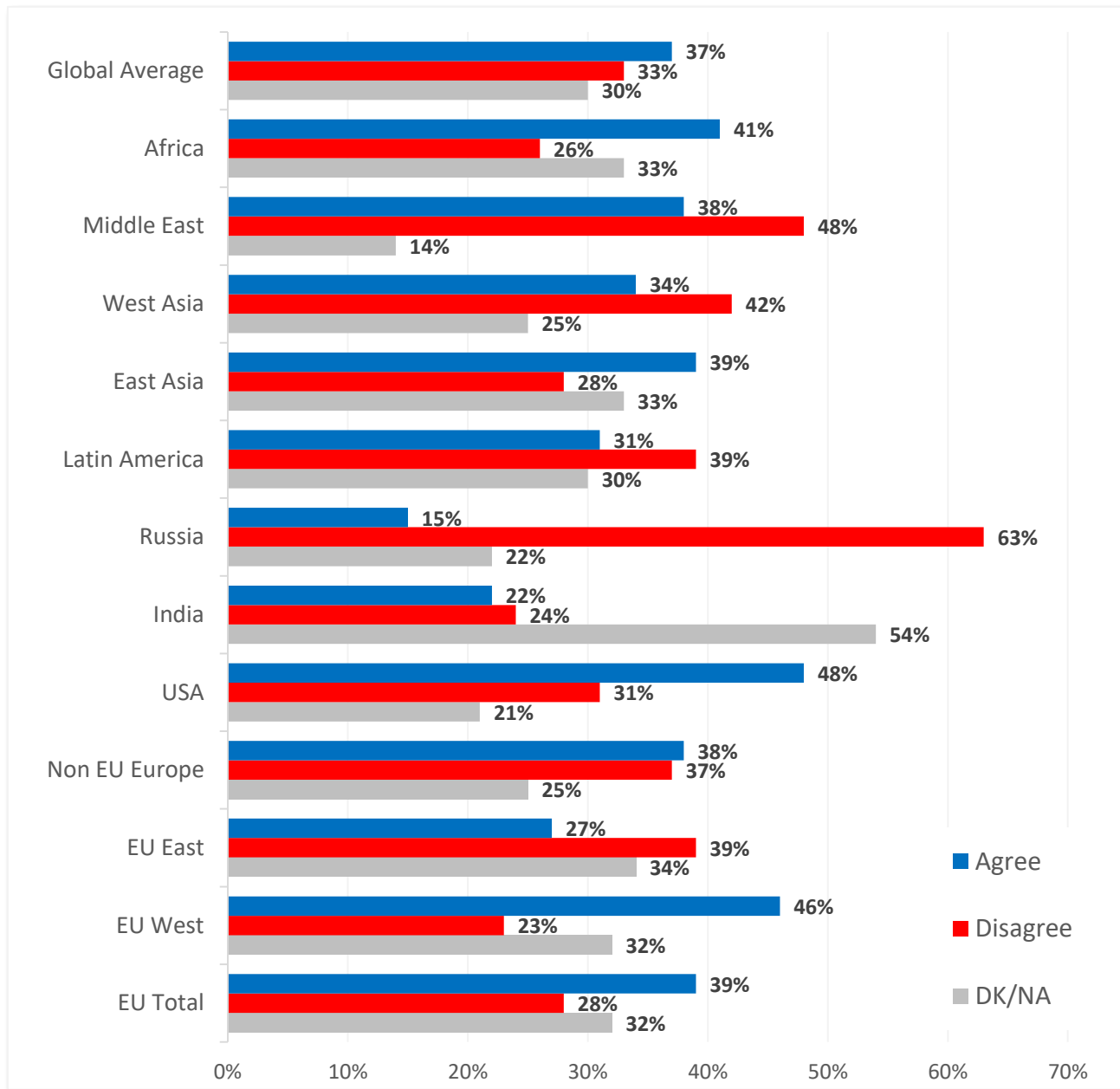
TOP 10 "AGREE"		TOP 10 "DISAGREE"	
Country	% "Agree"	Country	% "Disagree"
ALBANIA	72%	RUSSIA	63%
IRELAND	57%	COLOMBIA, KAZAKHSTAN	57%
REPUBLIC OF KOREA	53%	MOLDOVA	52%
GERMANY, GHANA	51%	SERBIA	49%
NETHERLANDS, SPAIN	50%	IRAQ, ROMANIA	48%
UK	49%	GREECE, PHILIPPINES	47%
USA	48%	MEXICO	46%
AUSTRIA, FRANCE	47%	CZECH REPUBLIC	45%
SWEDEN, AFGHANISTAN	46%	LATVIA, TURKEY, B&H	44%
MEXICO	45%	IVORY COAST, PAKISTAN	43%





## RUSSIAN INFLUENCE IN LAST U.S. PRESIDENTIAL ELECTIONS – BY REGION

*Do you agree or disagree that Russians influenced the outcome of the last U.S. Presidential elections?*



### Regions coverage:

- **EU Total** - combines EU West and EU East
- **EU West** – Austria, France, Germany, Greece, Ireland, Italy, Netherland, Spain, Sweden, UK
- **EU East** – Bulgaria, Czech Republic, Latvia, Poland, Romania, Slovenia, Croatia
- **Non-EU Europe** – Albania, Armenia, Bosnia & Herzegovina, Kosovo, Macedonia, Moldova, Serbia, Ukraine
- **Latin America** – Argentina, Brazil, Columbia, Ecuador, Mexico, Peru
- **East Asia** – Bangladesh, Fiji, Hong Kong, Indonesia, Japan, Papua New Guinea, Philippines, Republic of Korea, Thailand, Vietnam
- **West Asia** – Afghanistan, Azerbaijan, Iran, Kazakhstan, Pakistan, Turkey
- **Middle East** - Iraq
- **Africa** – Ethiopia, Ghana, Nigeria, South Africa
- **USA, India and Russia** are not included in any other regional category

## RUSSIAN INFLUENCE IN LAST U.S. PRESIDENTIAL ELECTIONS

(Countries are presented in alphabetical order)

Country	Agree	Dis-agree	DK/NA	Country	Agree	Dis-agree	DK/NA
AFGHANISTAN	46%	33%	21%	KAZAKHSTAN	19%	57%	24%
ALBANIA	72%	19%	9%	KOSOVO	31%	15%	54%
ARGENTINA	22%	27%	51%	LATVIA	35%	44%	22%
ARMENIA	32%	40%	27%	MACEDONIA	34%	36%	31%
AUSTRIA	47%	21%	31%	MEXICO	45%	46%	8%
BANGLADESH	38%	32%	30%	MOLDOVA	28%	52%	20%
BOSNIA & HERZEGOVINA	41%	44%	15%	NETHERLANDS	50%	11%	38%
BRAZIL	41%	36%	22%	NIGERIA	40%	34%	26%
BULGARIA	16%	37%	47%	PAKISTAN	24%	43%	33%
CROATIA	34%	30%	36%	PERU	18%	35%	47%
COLOMBIA	32%	57%	12%	PHILIPPINES	32%	47%	22%
CZECH REPUBLIC	26%	45%	30%	POLAND	21%	36%	43%
ECUADOR	19%	35%	46%	REPUBLIC OF KOREA	53%	29%	19%
ETHIOPIA	44%	24%	32%	ROMANIA	34%	48%	17%
FRANCE	47%	19%	34%	RUSSIA	15%	63%	22%
GERMANY	51%	19%	30%	SERBIA	28%	49%	22%
GHANA	51%	15%	34%	SLOVENIA	31%	28%	40%
GREECE	35%	47%	18%	SOUTH AFRICA	41%	20%	39%
HONG KONG	42%	28%	30%	SPAIN	50%	20%	31%
INDIA	22%	24%	54%	SWEDEN	46%	17%	37%
INDONESIA	38%	20%	42%	THAILAND	23%	26%	52%
IRAN	28%	35%	37%	TURKEY	42%	44%	14%
IRAQ	38%	48%	14%	UK	49%	17%	34%
IRELAND	57%	17%	26%	UKRAINE	37%	40%	22%
ITALY	28%	35%	37%	USA	48%	31%	21%
IVORY COAST	25%	43%	32%	VIETNAM	40%	37%	23%
JAPAN	35%	10%	54%				

**Rounding of Decimals:** There may be a slight difference of 1 in some instances. Exact figures are available elsewhere. There is also a slight possibility that the figures vary up to maximum of 1 in different versions of press releases.

**Row%** presented.



## METHODOLOGY DETAILS

Country	Supplier	Sample	Method	Field period
Afghanistan	ACSOR-Surveys	1723	F2F	05-28 Nov
Albania	Be Research LLC	999	TAPI	02-12 Nov
Argentina *	Voices! Research & Consultancy	1004	F2F / CATI	2-16 Oct; 13-20 Nov
Armenia	MPG LLC	1108	CAPI	30 Oct-20 Nov
Austria	Österreichisches Gallup Institut	1010	CAWI	08-15 Nov
Azerbaijan	SIAR Research and Consulting Group	600	CAWI	12 Nov-04 Dec
Bangladesh	SRG Bangladesh Limited	1030	CATI	
Bosnia & Herzegovina	Mareco Index Bosnia	1000	CATI	13-26 Nov
Brazil	Ibope Inteligencia	2002	F2F / TAPI	20-24 Nov
Bulgaria	Gallup International	774	F2F	02-09 Nov
Colombia	Centro Nacional de Consultoría	1000	CATI	
Croatia	Mediana	503	Online	30 Nov-06 Dec
Czech Republic	MARECO Ltd. Praha	1000	F2F	13-29 Nov
Ecuador	Cetados	742	F2F	
Ethiopia	WAAS International P.L.C	1000	CATI	12-30 Nov
Fiji	Tebbutt Research	515	CATI	08-19 Dec
France	BVA	1066	Online	11-27 Nov
Germany	Produkt + Markt	1000	Online	04-15 Dec
Ghana	Positive Insights	1000	F2F	03 Nov-06 Dec
Greece	Public Issue Research Institute	1002	CATI	16-27 Nov
Hong Kong	Consumer Search Group	500	Online	13-24 Nov
India	Impetus Research	1006	CATI	08-25 Nov
Indonesia	Deka	1026	Online	08-15 Nov
Iran	EMRC	719	CATI	
Iraq	IACSS	900	F2F	11-30 Nov
Ireland	Red C Research and Marketing	1001	Online	03-11 Nov
Italy	DOXA	1186	CAPI	16-31 Oct
Ivory Coast	EMC (Etudes de Marche et Conseils)	800	CATI	15-21 Dec
Japan	Nippon Research Center	1166	F2F	14 Nov-01 Dec
Kazakhstan	BISAM - CENTRAL ASIA	1000	CAPI	02-30 Nov

\*Argentina - two waves of fieldwork.

\*\* Due to socio -political or cultural considerations several countries skipped some EoY Survey questions/options.



## METHODOLOGY DETAILS (CONTD.)

Country	Supplier	Sample	Method	Field period
Kosovo	Be Research LLC	981	TAPI	01-11 Dec
Latvia	SKDS	1005	Online	22-26 Nov
Macedonia	BRIMA	1210	F2F	Week3/4 Nov
Mexico	BRAIN	802	F2F / TAPI	03 Nov-06 Dec
Moldova	CBS - AXA S.R.L., I.M.	1000	TAPI	23 Nov-02 Dec
Netherlands	Motivaction International	1027	Online	
Nigeria	Market Trends International	801	F2F	01-28 Nov
Pakistan	Gallup Pakistan	1000	F2F	30 Oct-17 Nov
Papua New Guinea	Tebbutt Research	1013	CATI	01-09 Nov
Peru	DATUM Internacional	1203	F2F	01-05 Dec
Philippines	PSRC	1000	PAPI	16-29 Nov
Poland	MARECO POLSKA	1003	F2F	23-31 Oct
Republic of Korea	Gallup Korea	1500	F2F	03-25 Nov
Romania	TNS CSOP	530	CATI	20 Nov-08 Dec
Russia	Romir	1502	F2F	16-21 Nov
Serbia	TNS Medium Gallup	1011	F2F	26 Oct-05 Nov
Slovenia	Mediana	501	Online	29 Nov-05 Dec
South Africa	Freshly Ground Insights	1082	Online	04-20 Nov
Spain	Instituto DYM	1016	Online	03-11 Nov
Sweden	CMA Research	1015	Online	10-22 Nov
Thailand	Infosearch co.ltd	600	F2F	23 Nov-04 Dec
Turkey	Barem	867	CATI	10 Nov-07 Dec
UK	ORB	1004	Online	04-11 Dec
Ukraine	Romir Ukraine	500	Online	16-21 Nov
USA	Survey Monkey	1014	Online	13-17 Nov
Vietnam	Indochina Research	1000	PAPI	

\*Argentina - two waves of fieldwork.

\*\* Considering some socio-political or cultural factors several countries skipped some EoY Survey questions/options.

