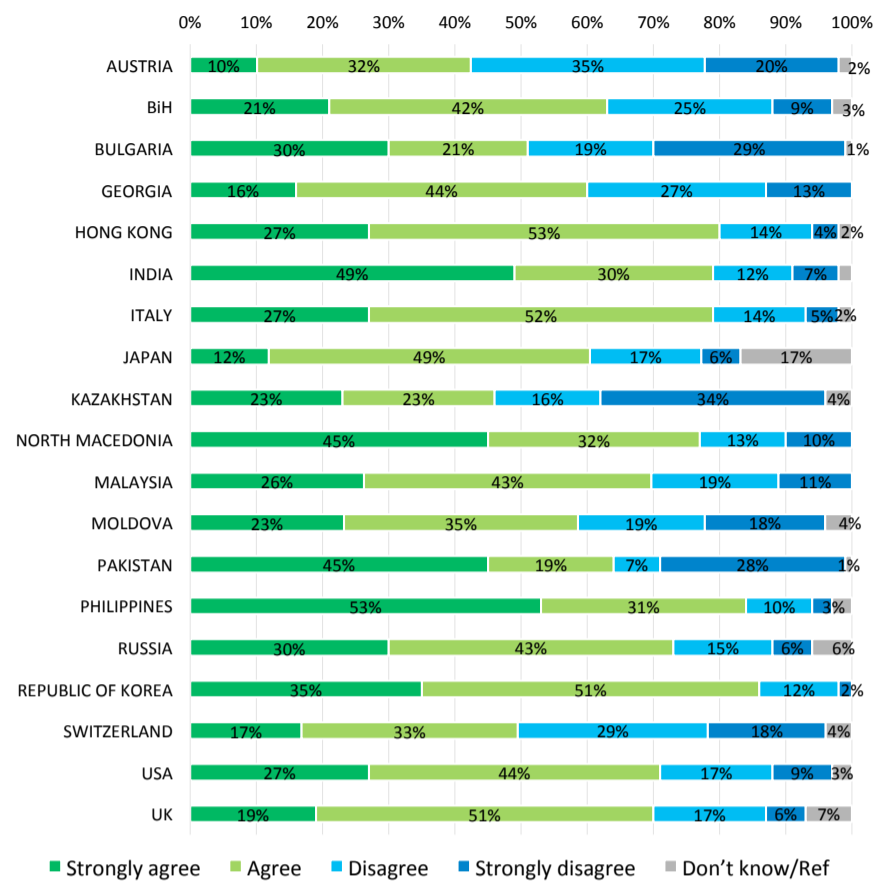


| | Strongly agree | Agree | Disagree | Strongly disagree | Don't know/Ref |
|-------------------|----------------|-------|----------|-------------------|----------------|
| AUSTRIA | 10% | 32% | 35% | 20% | 2% |
| BiH | 21% | 42% | 25% | 9% | 3% |
| BULGARIA | 30% | 21% | 19% | 29% | 1% |
| GEORGIA | 16% | 44% | 27% | 13% | * |
| HONG KONG | 27% | 53% | 14% | 4% | 2% |
| INDIA | 49% | 30% | 12% | 7% | 2% |
| ITALY | 27% | 52% | 14% | 5% | 2% |
| JAPAN | 12% | 49% | 17% | 6% | 17% |
| KAZAKHSTAN | 23% | 23% | 16% | 34% | 4% |
| NORTH MACEDONIA | 45% | 32% | 13% | 10% | * |
| MALAYSIA | 26% | 43% | 19% | 11% | * |
| MOLDOVA | 23% | 35% | 19% | 18% | 4% |
| PAKISTAN | 45% | 19% | 7% | 28% | 1% |
| PHILIPPINES | 53% | 31% | 10% | 3% | 3% |
| RUSSIA | 30% | 43% | 15% | 6% | 6% |
| REPUBLIC OF KOREA | 35% | 51% | 12% | 2% | - |
| SWITZERLAND | 17% | 33% | 29% | 18% | 4% |
| USA | 27% | 44% | 17% | 9% | 3% |
| UK | 19% | 51% | 17% | 6% | 7% |

How strongly do you agree or disagree with the following statements?
I am afraid that either myself or someone in my family may actually catch the Coronavirus

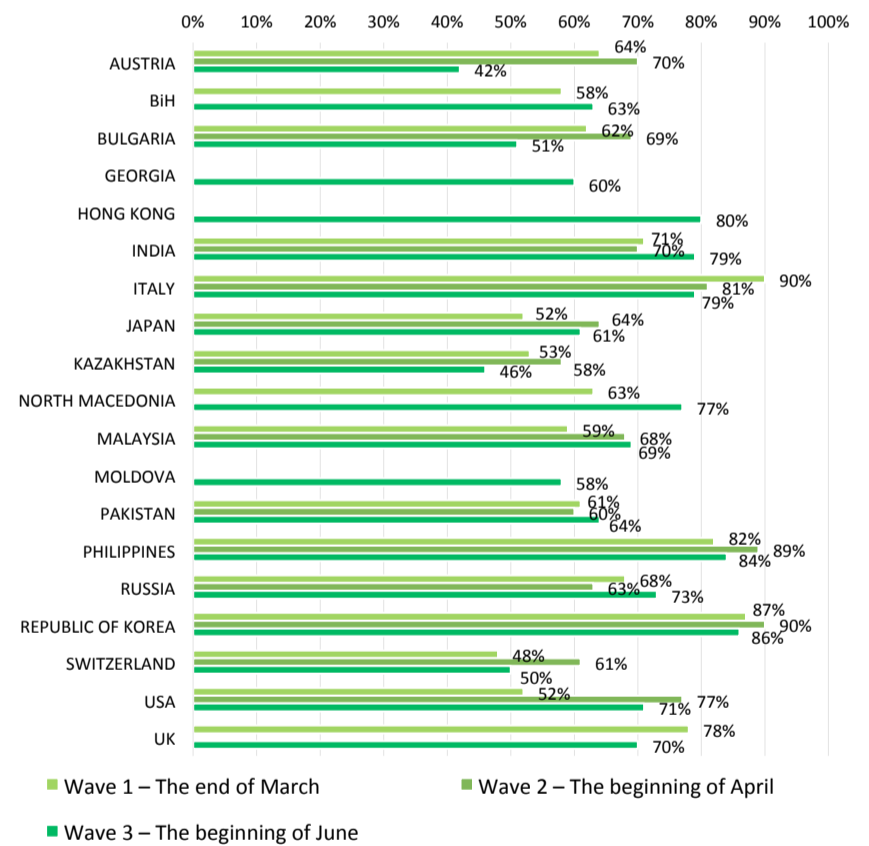
Minor deviations due to rounding are possible



| | Wave 1 – The end of March | Wave 2 – The beginning of April | Wave 3 – The beginning of June |
|-------------------|---------------------------|---------------------------------|--------------------------------|
| AUSTRIA | 64% | 70% | 42% |
| BiH | 58% | | 63% |
| BULGARIA | 62% | 69% | 51% |
| GEORGIA | | | 60% |
| HONG KONG | | | 80% |
| INDIA | 71% | 70% | 79% |
| ITALY | 90% | 81% | 79% |
| JAPAN | 52% | 64% | 61% |
| KAZAKHSTAN | 53% | 58% | 46% |
| NORTH MACEDONIA | 63% | | 77% |
| MALAYSIA | 59% | 68% | 69% |
| MOLDOVA | | | 58% |
| PAKISTAN | 61% | 60% | 64% |
| PHILIPPINES | 82% | 89% | 84% |
| RUSSIA | 68% | 63% | 73% |
| REPUBLIC OF KOREA | 87% | 90% | 86% |
| SWITZERLAND | 48% | 61% | 50% |
| USA | 52% | 77% | 71% |
| UK | 78% | | 70% |

How strongly do you agree or disagree with the following statements?
I am afraid that either myself or someone in my family may actually catch the Coronavirus

Strongly agree + Agree

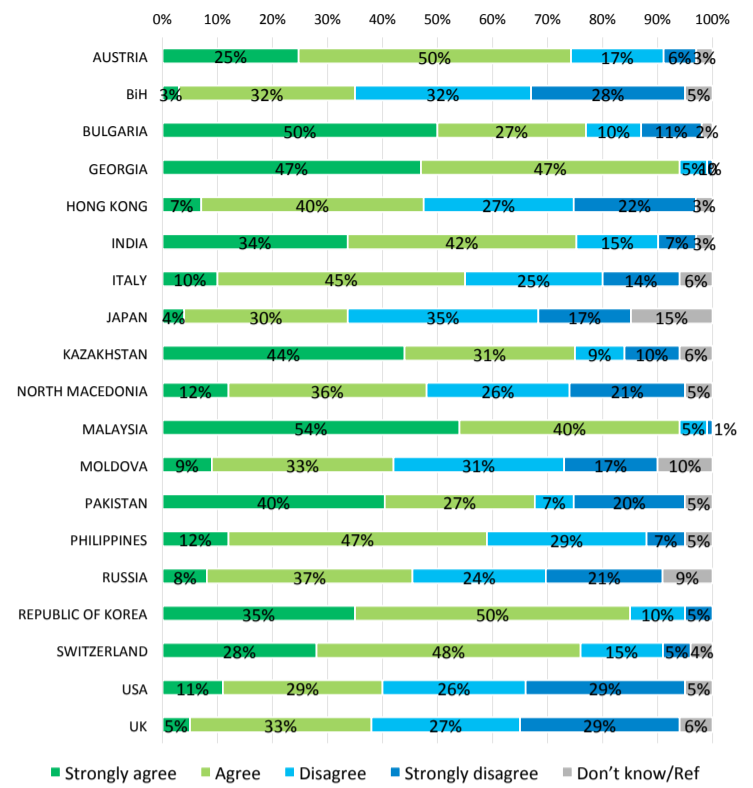


| | Strongly agree | Agree | Disagree | Strongly disagree | Don't know/Ref |
|-------------------|----------------|-------|----------|-------------------|----------------|
| AUSTRIA | 25% | 50% | 17% | 6% | 3% |
| BIH | 3% | 32% | 32% | 28% | 5% |
| BULGARIA | 50% | 27% | 10% | 11% | 2% |
| GEORGIA | 47% | 47% | 5% | 1% | * |
| HONG KONG | 7% | 40% | 27% | 22% | 3% |
| INDIA | 34% | 42% | 15% | 7% | 3% |
| ITALY | 10% | 45% | 25% | 14% | 6% |
| JAPAN | 4% | 30% | 35% | 17% | 15% |
| KAZAKHSTAN | 44% | 31% | 9% | 10% | 6% |
| NORTH MACEDONIA | 12% | 36% | 26% | 21% | 5% |
| MALAYSIA | 54% | 40% | 5% | 1% | - |
| MOLDOVA | 9% | 33% | 31% | 17% | 10% |
| PAKISTAN | 40% | 27% | 7% | 20% | 5% |
| PHILIPPINES | 12% | 47% | 29% | 7% | 5% |
| RUSSIA | 8% | 37% | 24% | 21% | 9% |
| REPUBLIC OF KOREA | 35% | 50% | 10% | 5% | * |
| SWITZERLAND | 28% | 48% | 15% | 5% | 4% |
| USA | 11% | 29% | 26% | 29% | 5% |
| UK | 5% | 33% | 27% | 29% | 6% |

| | Wave 1 – The end of March | Wave 2 – The beginning of April | Wave 3 – The beginning of June |
|-------------------|---------------------------|---------------------------------|--------------------------------|
| AUSTRIA | 88% | 86% | 75% |
| BIH | 60% | | 35% |
| BULGARIA | 60% | 77% | 77% |
| GEORGIA | | | 94% |
| HONG KONG | | | 47% |
| INDIA | 83% | 91% | 76% |
| ITALY | 72% | 64% | 55% |
| JAPAN | 23% | 19% | 34% |
| KAZAKHSTAN | 62% | 73% | 75% |
| NORTH MACEDONIA | 65% | | 48% |
| MALAYSIA | 77% | 91% | 94% |
| MOLDOVA | | | 42% |
| PAKISTAN | 60% | 82% | 67% |
| PHILIPPINES | 70% | 80% | 59% |
| RUSSIA | 49% | 50% | 45% |
| REPUBLIC OF KOREA | 74% | 75% | 85% |
| SWITZERLAND | 62% | 72% | 76% |
| USA | 42% | 48% | 40% |
| UK | 49% | | 38% |

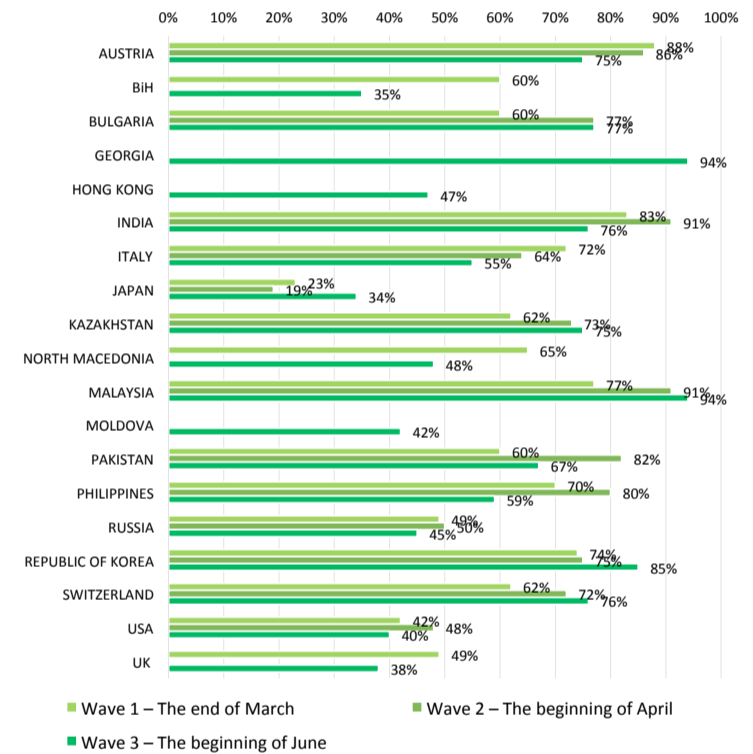
How strongly do you agree or disagree with the following statements?
I think the Government is handling the Coronavirus well

Minor deviations due to rounding are possible



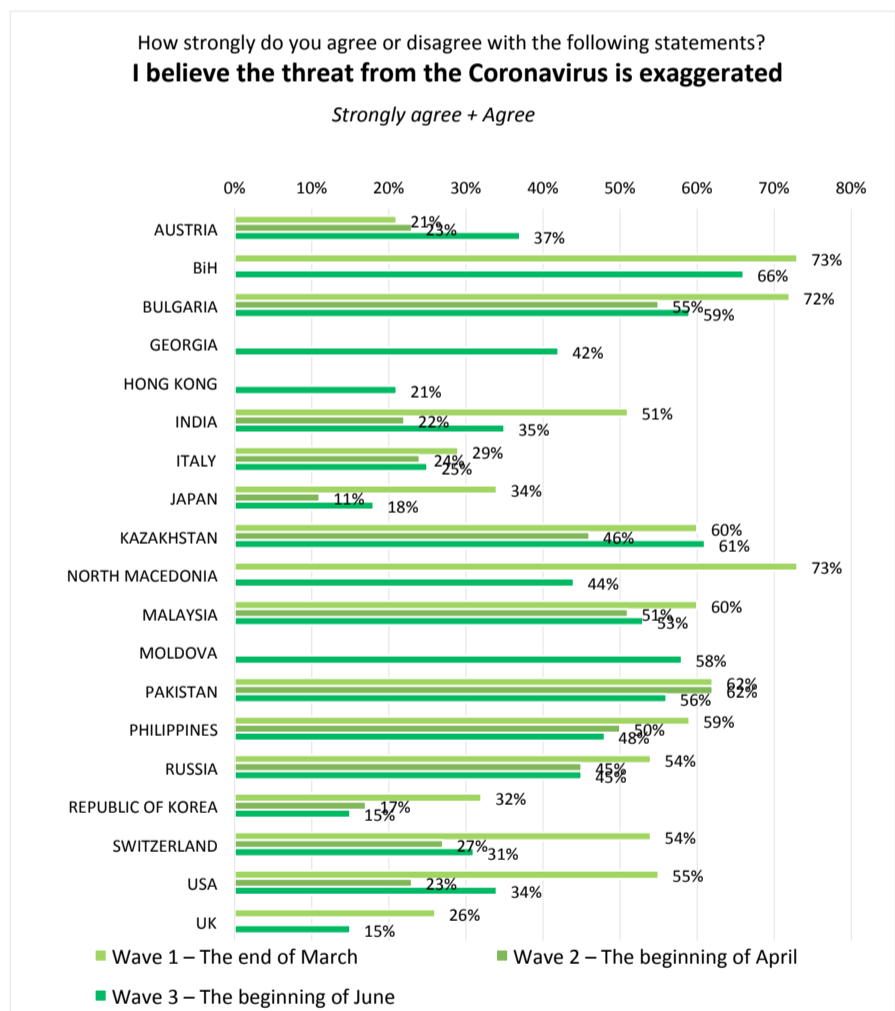
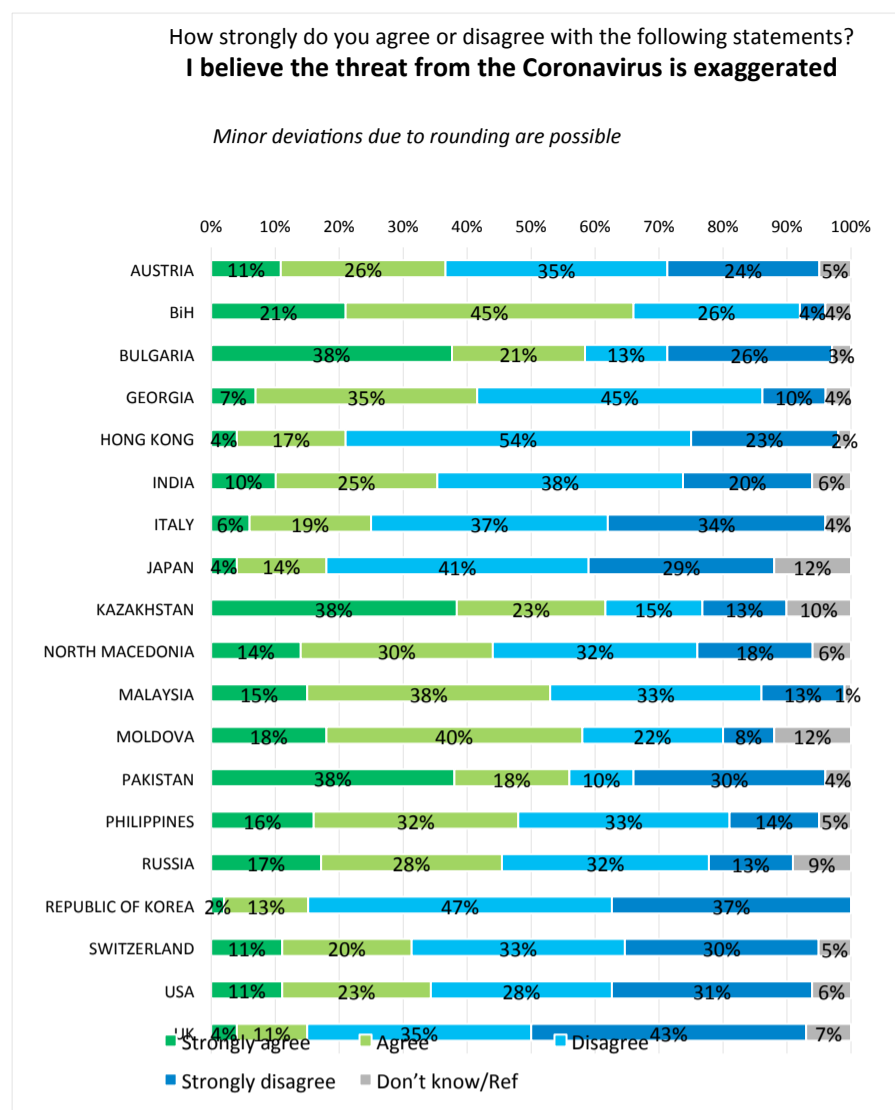
How strongly do you agree or disagree with the following statements?
I think the Government is handling the Coronavirus well

Strongly agree + Agree



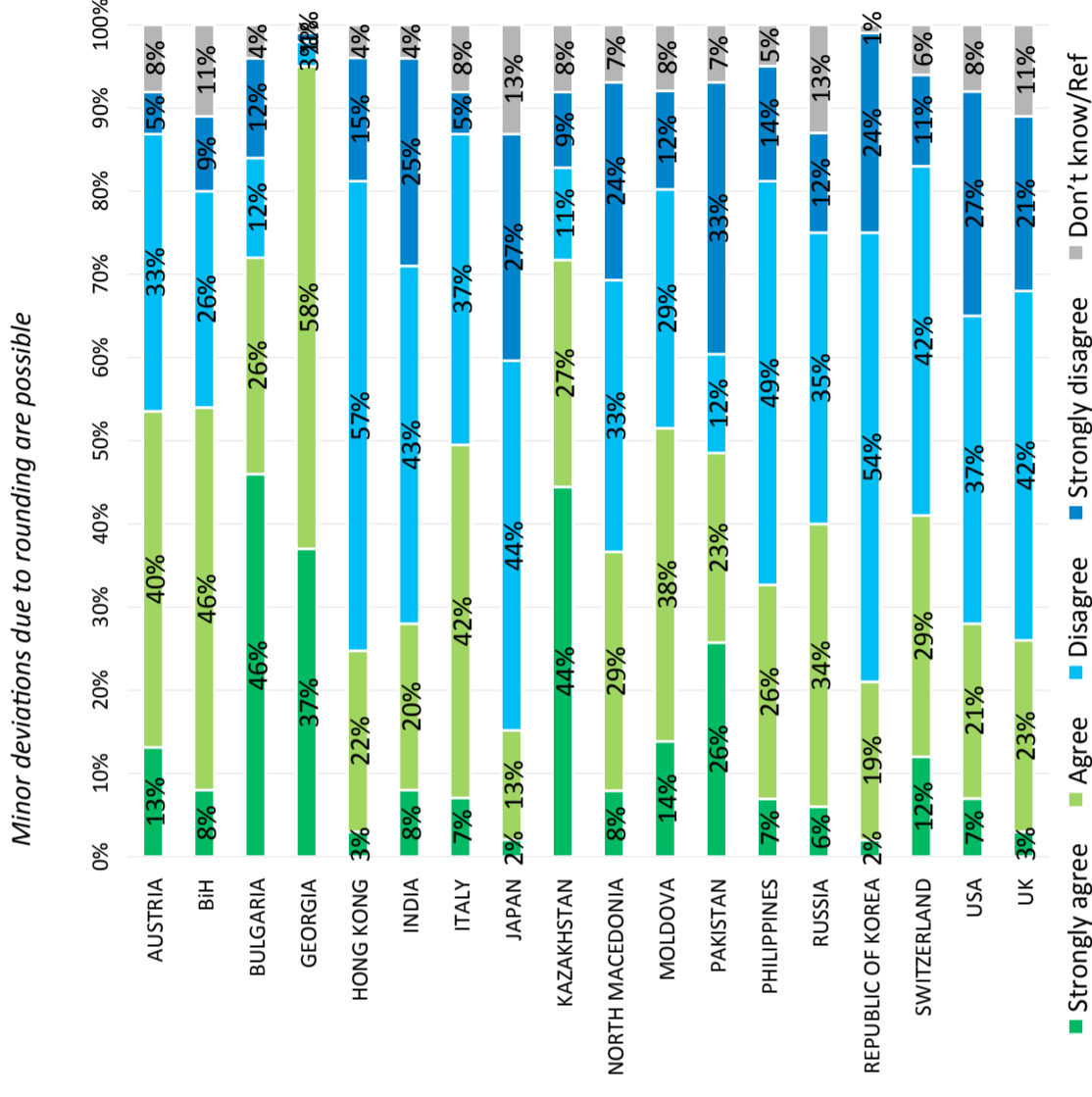
| | Strongly agree | Agree | Disagree | Strongly disagree | Don't know/Ref |
|-------------------|----------------|-------|----------|-------------------|----------------|
| AUSTRIA | 11% | 26% | 35% | 24% | 5% |
| BiH | 21% | 45% | 26% | 4% | 4% |
| BULGARIA | 38% | 21% | 13% | 26% | 3% |
| GEORGIA | 7% | 35% | 45% | 10% | 4% |
| HONG KONG | 4% | 17% | 54% | 23% | 2% |
| INDIA | 10% | 25% | 38% | 20% | 6% |
| ITALY | 6% | 19% | 37% | 34% | 4% |
| JAPAN | 4% | 14% | 41% | 29% | 12% |
| KAZAKHSTAN | 38% | 23% | 15% | 13% | 10% |
| NORTH MACEDONIA | 14% | 30% | 32% | 18% | 6% |
| MALAYSIA | 15% | 38% | 33% | 13% | 1% |
| MOLDOVA | 18% | 40% | 22% | 8% | 12% |
| PAKISTAN | 38% | 18% | 10% | 30% | 4% |
| PHILIPPINES | 16% | 32% | 33% | 14% | 5% |
| RUSSIA | 17% | 28% | 32% | 13% | 9% |
| REPUBLIC OF KOREA | 2% | 13% | 47% | 37% | * |
| SWITZERLAND | 11% | 20% | 33% | 30% | 5% |
| USA | 11% | 23% | 28% | 31% | 6% |
| UK | 4% | 11% | 35% | 43% | 7% |

| | Wave 1 – The end of March | Wave 2 – The beginning of April | Wave 3 – The beginning of June |
|-------------------|---------------------------|---------------------------------|--------------------------------|
| AUSTRIA | 21% | 23% | 37% |
| BiH | 73% | | 66% |
| BULGARIA | 72% | 55% | 59% |
| GEORGIA | | | 42% |
| HONG KONG | | | 21% |
| INDIA | 51% | 22% | 35% |
| ITALY | 29% | 24% | 25% |
| JAPAN | 34% | 11% | 18% |
| KAZAKHSTAN | 60% | 46% | 61% |
| NORTH MACEDONIA | 73% | | 44% |
| MALAYSIA | 60% | 51% | 53% |
| MOLDOVA | | | 58% |
| PAKISTAN | 62% | 62% | 56% |
| PHILIPPINES | 59% | 50% | 48% |
| RUSSIA | 54% | 45% | 45% |
| REPUBLIC OF KOREA | 32% | 17% | 15% |
| SWITZERLAND | 54% | 27% | 31% |
| USA | 55% | 23% | 34% |
| UK | 26% | | 15% |



| | Strongly agree | Agree | Disagree | Strongly disagree | Don't know/Ref |
|-------------------|----------------|-------|----------|-------------------|----------------|
| AUSTRIA | 13% | 40% | 33% | 5% | 8% |
| BiH | 8% | 46% | 26% | 9% | 11% |
| BULGARIA | 46% | 26% | 12% | 1% | 4% |
| GEORGIA | 37% | 58% | 3% | 1% | 1% |
| HONG KONG | 3% | 22% | 57% | 15% | 4% |
| INDIA | 8% | 20% | 43% | 25% | 4% |
| ITALY | 7% | 42% | 37% | 5% | 8% |
| JAPAN | 2% | 13% | 44% | 27% | 13% |
| KAZAKHSTAN | 44% | 27% | 11% | 9% | 8% |
| NORTH MACEDONIA | 8% | 29% | 33% | 24% | 7% |
| MOLDOVA | 14% | 38% | 29% | 12% | 8% |
| PAKISTAN | 26% | 23% | 12% | 33% | 7% |
| PHILIPPINES | 7% | 26% | 49% | 14% | 5% |
| RUSSIA | 6% | 34% | 35% | 12% | 13% |
| REPUBLIC OF KOREA | 2% | 19% | 54% | 24% | 1% |
| SWITZERLAND | 12% | 29% | 42% | 11% | 6% |
| USA | 7% | 21% | 37% | 27% | 8% |
| UK | 3% | 23% | 42% | 21% | 11% |

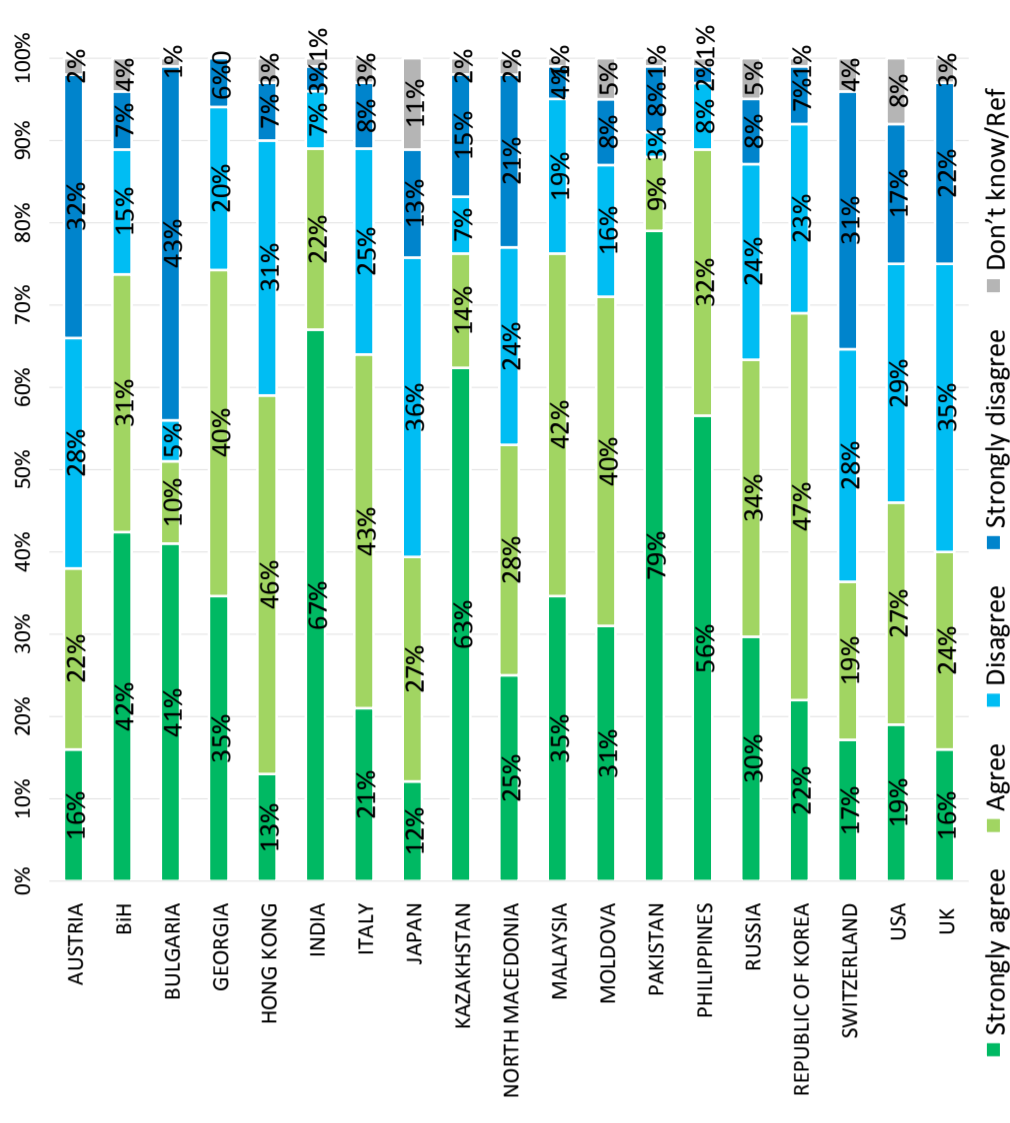
How strongly do you agree or disagree with the following statements?
I think the Coronavirus pandemic is now under control



| | Strongly agree | Agree | Disagree | Strongly disagree | Don't know/Ref |
|-------------------|----------------|-------|----------|-------------------|----------------|
| AUSTRIA | 16% | 22% | 28% | 32% | 2% |
| BiH | 42% | 31% | 15% | 7% | 4% |
| BULGARIA | 41% | 10% | 5% | 43% | 1% |
| GEORGIA | 35% | 40% | 20% | 6% | - |
| HONG KONG | 13% | 46% | 31% | 7% | 3% |
| INDIA | 67% | 22% | 7% | 3% | 1% |
| ITALY | 21% | 43% | 25% | 8% | 3% |
| JAPAN | 12% | 27% | 36% | 13% | 11% |
| KAZAKHSTAN | 63% | 14% | 7% | 15% | 2% |
| NORTH MACEDONIA | 25% | 28% | 24% | 21% | 2% |
| MALAYSIA | 35% | 42% | 19% | 4% | 1% |
| MOLDOVA | 31% | 40% | 16% | 8% | 5% |
| PAKISTAN | 79% | 9% | 3% | 8% | 1% |
| PHILIPPINES | 56% | 32% | 8% | 2% | 1% |
| RUSSIA | 30% | 34% | 24% | 8% | 5% |
| REPUBLIC OF KOREA | 22% | 47% | 23% | 7% | 1% |
| SWITZERLAND | 17% | 19% | 28% | 31% | 4% |
| USA | 19% | 27% | 29% | 17% | 8% |
| UK | 16% | 24% | 35% | 22% | 3% |

How strongly do you agree or disagree with the following statements?
My household income has decreased since Covid 19 started

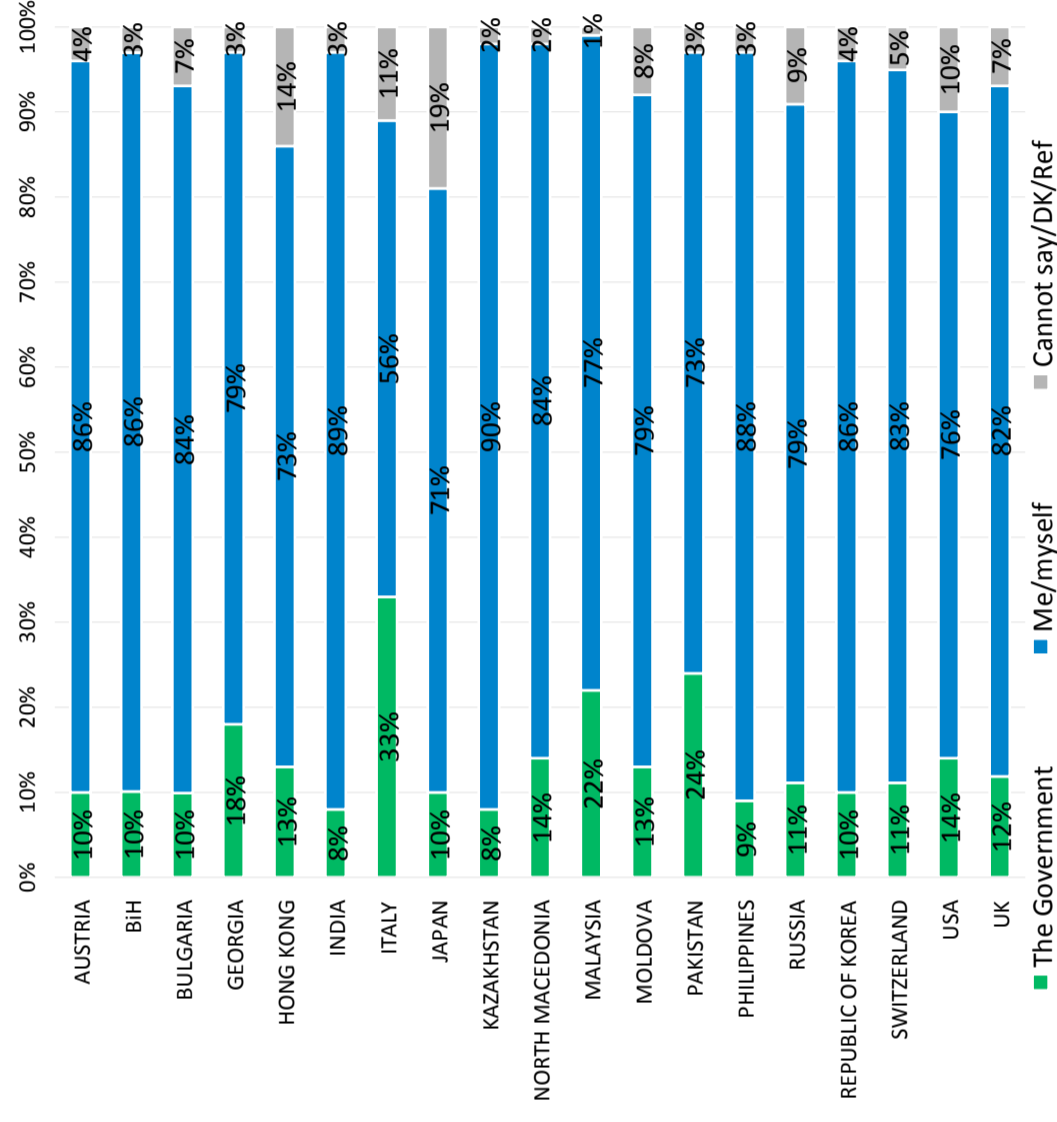
Minor deviations due to rounding are possible



| | The Government | Me/myself | Cannot say/DK/Ref |
|-------------------|----------------|-----------|-------------------|
| AUSTRIA | 10% | 86% | 4% |
| BiH | 10% | 86% | 3% |
| BULGARIA | 10% | 84% | 7% |
| GEORGIA | 18% | 79% | 3% |
| HONG KONG | 13% | 73% | 14% |
| INDIA | 8% | 89% | 3% |
| ITALY | 33% | 56% | 11% |
| JAPAN | 10% | 71% | 19% |
| KAZAKHSTAN | 8% | 90% | 2% |
| NORTH MACEDONIA | 14% | 84% | 2% |
| MALAYSIA | 22% | 77% | 1% |
| MOLDOVA | 13% | 79% | 8% |
| PAKISTAN | 24% | 73% | 3% |
| PHILIPPINES | 9% | 88% | 3% |
| RUSSIA | 11% | 79% | 9% |
| REPUBLIC OF KOREA | 10% | 86% | 4% |
| SWITZERLAND | 11% | 83% | 5% |
| USA | 14% | 76% | 10% |
| UK | 12% | 82% | 7% |

Ultimately who do you think is responsible for decisions about your health - the government or yourself?

Minor deviations due to rounding are possible



| | Will return to normal by the end of the year | Will not return to normal by the end of the year | Cannot say/DK/Ref |
|-------------------|--|--|-------------------|
| AUSTRIA | 32% | 61% | 7% |
| BiH | 44% | 44% | 12% |
| BULGARIA | 61% | 35% | 4% |
| GEORGIA | 63% | 32% | 6% |
| HONG KONG | 41% | 39% | 20% |
| INDIA | 41% | 36% | 22% |
| ITALY | 31% | 59% | 10% |
| JAPAN | 11% | 71% | 18% |
| KAZAKHSTAN | 65% | 27% | 9% |
| NORTH MACEDONIA | 46% | 45% | 9% |
| MALAYSIA | 60% | 39% | 1% |
| MOLDOVA | 46% | 35% | 18% |
| PAKISTAN | 59% | 29% | 12% |
| PHILIPPINES | 45% | 39% | 16% |
| RUSSIA | 37% | 47% | 16% |
| REPUBLIC OF KOREA | 26% | 69% | 5% |
| SWITZERLAND | 33% | 61% | 6% |
| USA | 28% | 57% | 15% |
| UK | 20% | 68% | 12% |

Do you expect by the end of the year the overall life in the country to return more or less to normal or you rather expect that the life will not return to normal status in that term?

