



# IMAGE OF POPE FRANCIS

## Gallup International Association opinion poll in 64 countries across the globe

September-December 2015

Disclaimer: Gallup International Association or its members are not related to Gallup Inc., headquartered in Washington D.C which is no longer a member of Gallup International Association. Gallup International Association does not accept responsibility for opinion polling other than its own. We require that our surveys be credited fully as Gallup International (not Gallup or Gallup Poll).

## HEADLINES

- 54% of the world's population has a favorable opinion of Pope Francis, against 12% who hold an unfavorable opinion and 34% that do not know how to evaluate the Pope.
- The regions where the positive image of the Pope is the highest are Latin America, North America and the European Union.
- Among the 64 countries, the Pope's image is highest in Portugal, the Philippines, Argentina and Italy.
- Positive opinions of Pope's Francis increases with age of respondents.

## THE IMAGE OF POPE FRANCIS

Citizens in 64 countries were asked: "Irrespective of your own religion, do you have a very favorable, somewhat favorable, somewhat unfavorable or very unfavorable opinion of Pope Francis?"

Five out of 10 respondents (54%) are favorable (very favorable, 24% and somewhat favorable, 30%). On the other hand, one out of 10 citizens (12%) hold an unfavorable opinion (somewhat unfavorable, 7% and very unfavorable, 5%) and 3 out of 10 (34%) are unable to pass a judgment about the Pope.

We could say that Pope Francis is a leader who transcends his own religion. The study shows that an ample majority of citizens of the world, of different religious affiliations and across regions, have a favorable image of the Pope.

There are important differences in attitudes across the regions. The positive image of the Pope is higher in Latin America (77%), followed by North America (63%) and the European Union (62%). In MENA and West Asia region, positive opinions are less prevalent and there is a high no response rate and don't know to the question.

When it comes to religious affiliations, Roman Catholics are the people who have the highest positive opinion of Pope Francis (85%), followed by Jews (65%). On the other hand, only 28% of Muslims and 33% of Buddhists see the Pope favorably, but most people of these religions (55 and 57% respectively) do not know him.

Likewise, the poll shows that of the 64 countries, popular opinion is favorable to the Pope in 60 of them. In top of the list appear Portugal (94% positive image), the Philippines (93%), Argentina (89%), Italy (86%), Colombia (84%), Lebanon (80%), Spain (80%), Peru (79%), Poland (78%) and Ecuador (78%).

On the contrary, there are only 3 countries where negative opinions outnumber positive ones: Tunisia (15% favorable, 25% unfavorable), Turkey (13% vs. 26%) and Algeria (9% vs. 28%), while in Azerbaijan the opinions are split (6% vs. 8%) and 87% of respondents do not know the Pope.

The poll also shows that of the 64 countries, 15 of them have a remarkable lack of knowledge of the Pope, above 50%. Azerbaijan tops the list, followed by Iran, Mongolia, Ethiopia, Japan and Morocco.

There are also important differences in attitudes toward the Pope across age groups and education levels – although not related to gender. His good image increases among older people (62% positive for those over 55, against 48% among people below 35). Additionally, people who completed a higher education are more favorable to the Pope than those with basic education or no education at all (63% vs. 42%). Among the uneducated, 46% do not know the Pope.

Regarding **net support** for the Pope, that is the difference between favorable and unfavorable opinions, the study shows the following differences across the regions of the globe.

## Americas

In all countries polled in the Americas, Pope Francis has a mostly favorable image. In Latin America, net support is as high as +85 in Argentina, followed by Colombia (+76), Peru (+71) and Ecuador (+69). The lowest difference is found in Mexico (+47). In North America, net support is higher in Canada (+59) than in the United States (+39).

## Europe

Within the European Union, net support is the highest in Portugal (+91) and also very strong in Italy (+77), Spain (+71), Poland (+73), Austria (+67) and Slovenia (+66). The survey shows that it is weaker in Sweden (+23), United Kingdom (+21) and Greece (+13).

In Eastern Europe, net support for the Pope is high in Georgia (+70), Armenia (+68), Bosnia and Herzegovina (+66) and Ukraine (+51). On the other hand, Serbia (+3) and Azerbaijan (-2) are the countries where the Pope has the less favorable image.

## MENA

Among the nations of the Middle East and Northern Africa, net support for the Pope is highest in Lebanon (+77), but negative opinions outweigh positive ones in Tunisia (-10) and Algeria (-19). Likewise, in these two countries, as well as in Morocco, a majority of people show lack of knowledge about the Pope.

## Sub-Saharan Africa

In Africa, Nigeria (+35), Dr. Congo (+31) and Ghana (+26) are the countries where net support is stronger, while in South Africa (+19) and Ethiopia (+16) is weaker.

## Asia & Oceania

Within this region, Pope Francis receives a higher net support in the Philippines (+88), which is followed by India (+51). On the contrary, the Pope receives lower support in Bangladesh (+7), Mongolia (+5) and Iran (+2), while unfavorable opinions outweigh favorable ones in Turkey (-13).

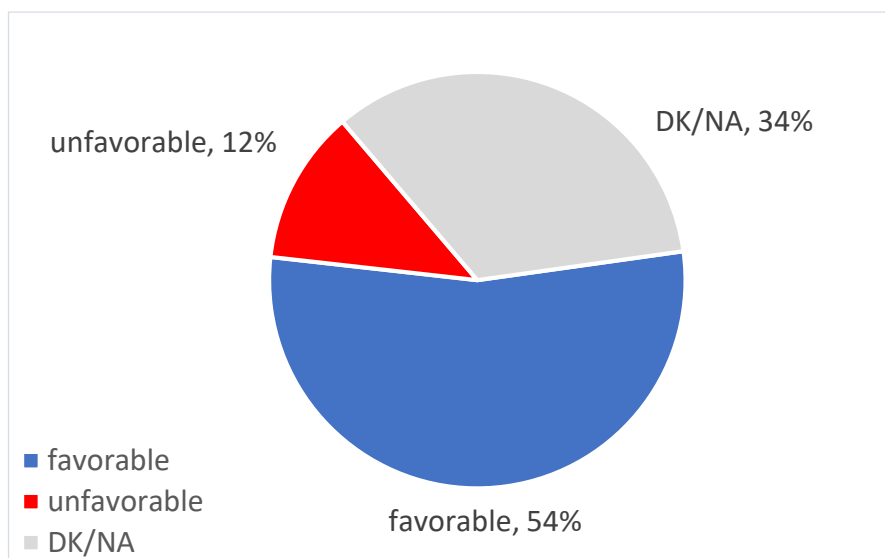
## Comparison with political world leaders

When comparing Pope Francis with political leaders<sup>1</sup>, we find that the Pope heads the global ranking (with a net score of +41) followed by US President Barack Obama (+30), German Chancellor Angela Merkel (+13), British Prime Minister David Cameron (+10) and French President Francois Hollande (+6). Far away, with more negative opinions than positive ones, comes Russian President Vladimir Putin (-10%).

End of Year survey 2015, Q4: 'Please indicate if you have a very favorable, somewhat favorable, somewhat unfavorable or very unfavorable opinion of each of the following world leaders.' For more information, please contact the WIN/Gallup International Association.

### Opinion of Pope Francis - Global Results

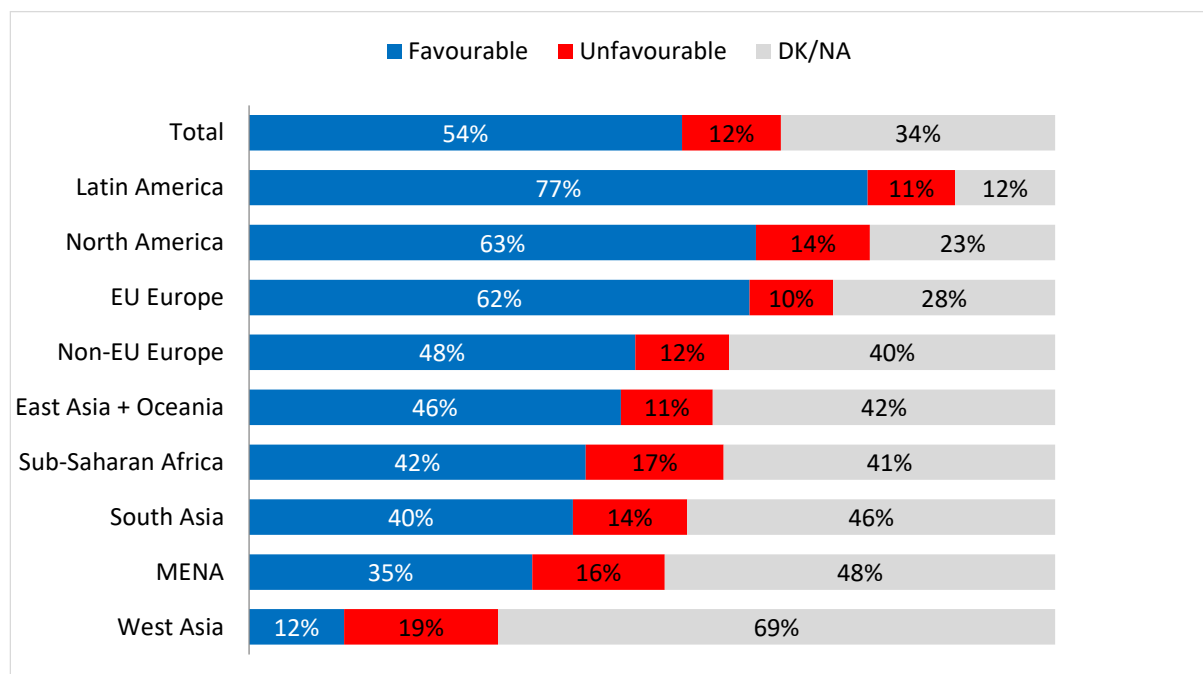
***"Irrespective of your own religion, do you have a very favorable, somewhat favorable, somewhat unfavorable or very unfavorable opinion of Pope Francis"***



<sup>1</sup> End of Year survey 2015, Q4: 'Please indicate if you have a very favorable, somewhat favorable, somewhat unfavorable or very unfavorable opinion of each of the following world leaders.' For more information, please contact the WIN/Gallup International Association.

## Opinion on Pope Francis – Region Wise

*“Irrespective of your own religion, do you have a very favorable, somewhat favorable, somewhat unfavorable or very unfavorable opinion of Pope Francis”*



Countries included within each region:

**East Asia & Oceania:** Australia, Fiji, Hong Kong, Indonesia, Japan, Korea, Rep (South), Mongolia, Papua New Guinea, Philippines, Thailand and Vietnam

**Eastern Europe:** Armenia, Azerbaijan, Bosnia and Herzegovina, Georgia, Kosovo, Macedonia, Russian Federation, Serbia and Ukraine

**EU Europe:** Austria, Belgium, Bulgaria, Czech Republic, Finland, France, Germany, Greece, Iceland, Ireland, Italy, Latvia, Netherlands, Poland, Portugal, Romania, Slovenia, Spain, Sweden and United Kingdom

**Latin America:** Argentina, Brazil, Colombia, Ecuador, Mexico, Panama and Peru.

**MENA:** Algeria, Iran, Lebanon, Morocco, Palestinian territories (West Bank and Gaza), Tunisia and Turkey

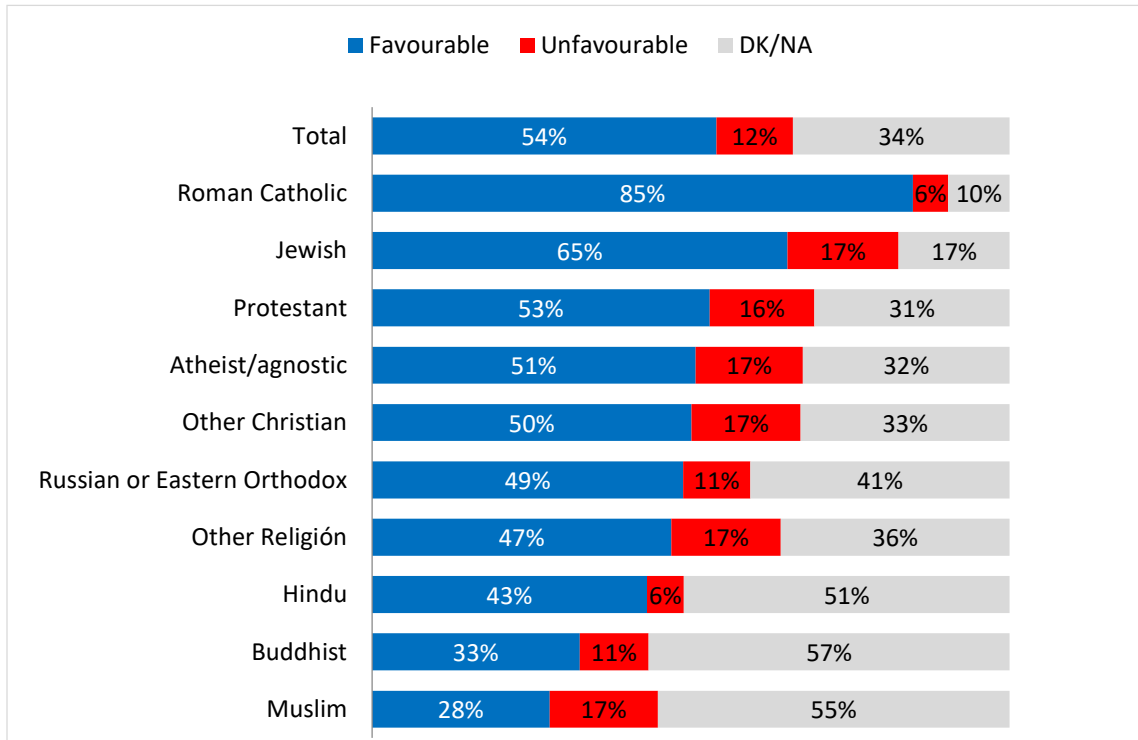
**North America:** Canada and United States

**Sub-Saharan Africa:** DR Congo, Ethiopia, Ghana, Nigeria, South Africa

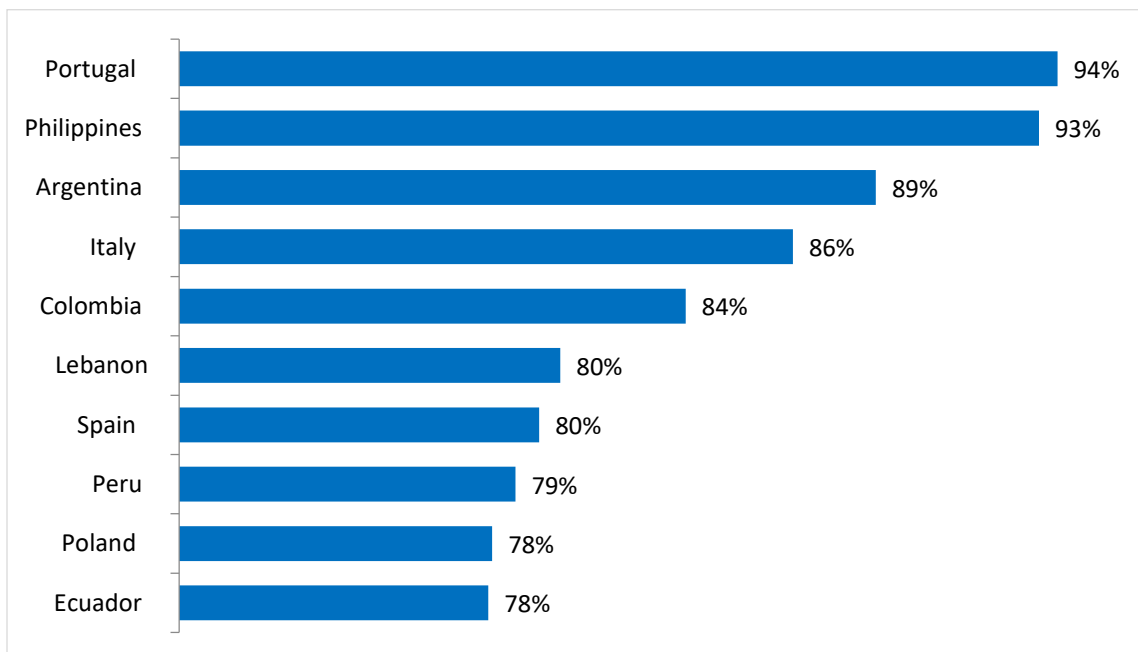
**West & South Asia:** Bangladesh, India and Pakistan

## Opinion of Pope Francis – Religion Wise

*“Irrespective of your own religion, do you have a very favorable, somewhat favorable, somewhat unfavorable or very unfavorable opinion of Pope Francis”*



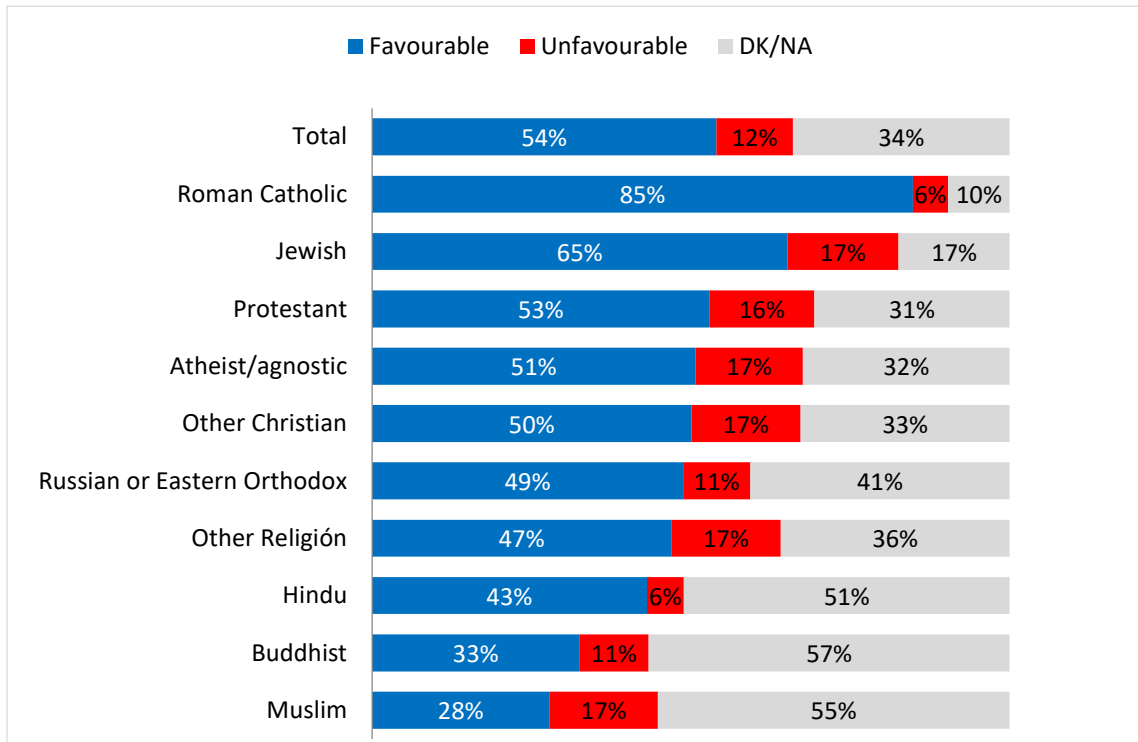
## Opinion of Pope Francis – Ranking TOP 10 % Favorable



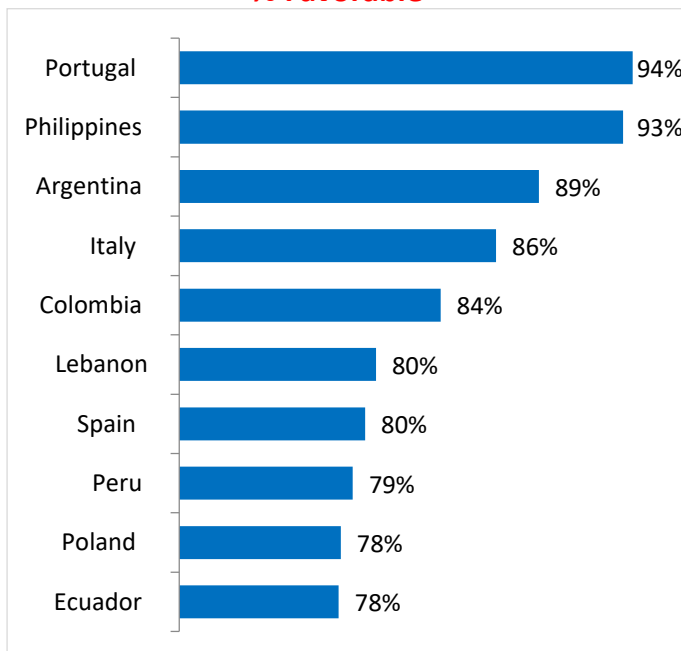


## Opinion on Pope Francis – Religion Wise

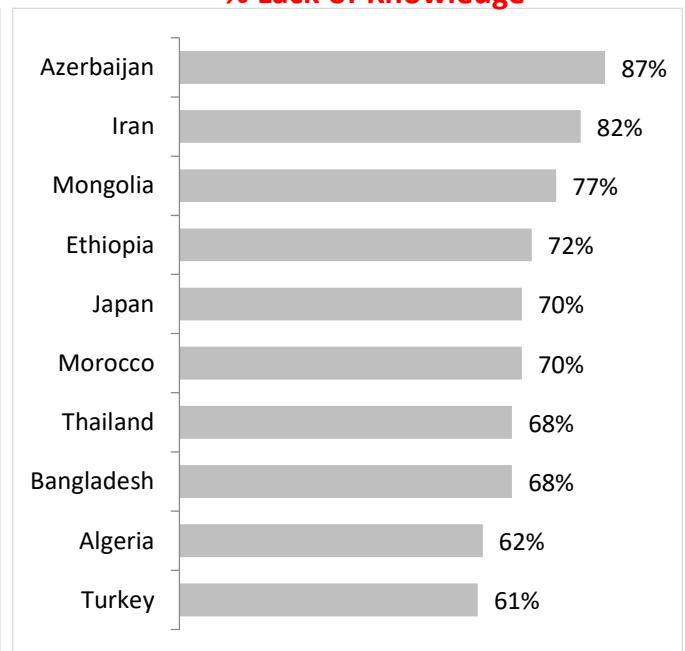
*“Irrespective of your own religion, do you have a very favorable, somewhat favorable, somewhat unfavorable or very unfavorable opinion of Pope Francis”*



## Opinion on Pope Francis – TOP 10 % Favorable



## Opinion on Pope Francis – TOP 10 % Lack of Knowledge



## Opinion on Pope Francis and “Net Score” by country in alphabetical order

Country	Favorable	Unfavorable	DK/NA	Net Score *
Algeria	9%	28%	64%	-19
Argentina	89%	3%	8%	+85
Armenia	75%	7%	18%	+68
Australia	54%	13%	33%	+41
Austria	75%	8%	17%	+67
Azerbaijan	6%	8%	87%	-2
Bangladesh	20%	13%	68%	+7
Belgium	66%	9%	25%	+57
Bosnia and Herzegovina	73%	7%	20%	+66
Brazil	73%	13%	14%	+60
Bulgaria	51%	2%	46%	+49
Canada	67%	9%	24%	+59
Colombia	84%	8%	9%	+76
Congo, DR	50%	20%	30%	+31
Czech Republic	67%	20%	13%	+47
Ecuador	78%	9%	12%	+69
Ethiopia	22%	6%	72%	+16
Fiji	43%	9%	48%	34
Finland	61%	9%	29%	+52
France	62%	9%	30%	+53
Georgia	77%	7%	15%	+70
Germany	57%	14%	29%	+43
Ghana	52%	26%	22%	+26
Greece	36%	23%	41%	+13
Hong Kong	52%	13%	35%	+38
Iceland	56%	6%	38%	+50
India	59%	7%	34%	+51
Indonesia	42%	21%	37%	+22
Iran	10%	8%	82%	+2
Ireland	63%	13%	23%	+50
Italy	86%	9%	4%	+77
Japan	25%	5%	70%	+20

\* NET SCORE = Favorable - Unfavorable





## Opinion on Pope Francis and “Net Score” by country in alphabetical order

Country	Favorable	Unfavorable	DK/NA	Net Score *
Korea, Rep (South)	64%	23%	13%	+42
Kosovo	29%	15%	55%	+14
Latvia	48%	6%	46%	+42
Lebanon	80%	3%	17%	+77
Macedonia	30%	14%	56%	+17
Mexico	67%	20%	13%	+47
Mongolia	14%	9%	78%	+5
Morocco	24%	6%	70%	+17
Netherlands	51%	14%	35%	+37
Nigeria	51%	16%	33%	+35
Pakistan	40%	24%	37%	+16
Palestinian territories (West Bank and Gaza)	32%	27%	41%	+5
Panama	73%	11%	16%	+62
Papua New Guinea	36%	12%	52%	+24
Peru	79%	8%	13%	+71
Philippines	93%	5%	2%	+88
Poland	78%	5%	16%	+73
Portugal	94%	2%	4%	+91
Romania	65%	11%	25%	+54
Russian Federation	46%	9%	46%	+37
Serbia	28%	25%	46%	+3
Slovenia	73%	6%	21%	+66
South Africa	36%	18%	46%	+19
Spain	80%	9%	11%	+71
Sweden	37%	14%	50%	+23
Thailand	24%	8%	68%	+16
Tunisia	15%	25%	60%	-10
Turkey	13%	26%	61%	-13
Ukraine	57%	7%	36%	+51
United Kingdom	37%	17%	46%	+21
United States	58%	20%	22%	+39
Vietnam	38%	6%	56%	+32

\* NET SCORE = Favorable - Unfavorable



## Opinion on Pope Francis by country in rank order – MOST FAVORABLE

Country	Favorable	Unfavorable	DK/NA	Net Score *
Portugal	94%	2%	4%	+91
Philippines	93%	5%	2%	+88
Argentina	89%	3%	8%	+85
Italy	86%	9%	4%	+77
Colombia	84%	8%	9%	+76
Lebanon	80%	3%	17%	+77
Spain	80%	9%	11%	+71
Peru	79%	8%	13%	+71
Ecuador	78%	9%	12%	+69
Poland	78%	5%	16%	+73
Georgia	77%	7%	15%	+70
Armenia	75%	7%	18%	+68
Austria	75%	8%	17%	+67
Bosnia and Herzegovina	73%	7%	20%	+66
Brazil	73%	13%	14%	+60
Panama	73%	11%	16%	+62
Slovenia	73%	6%	21%	+66
Canada	67%	9%	24%	+59
Czech Republic	67%	20%	13%	+47
Mexico	67%	20%	13%	+47
Belgium	66%	9%	25%	+57
Romania	65%	11%	25%	+54
Korea, Rep (South)	64%	23%	13%	+42
Ireland	63%	13%	23%	+50
France	62%	9%	30%	+53
Finland	61%	9%	29%	+52
India	59%	7%	34%	+51
United States	58%	20%	22%	+39
Germany	57%	14%	29%	+43
Ukraine	57%	7%	36%	+51
Iceland	56%	6%	38%	50
Australia	54%	13%	33%	+41

\* NET SCORE = Favorable - Unfavorable



## Opinion on Pope Francis by country in rank order – MOST FAVORABLE

Country	Favorable	Unfavorable	DK/NA	Net Score *
Ghana	52%	26%	22%	+26
Hong Kong	52%	13%	35%	+38
Bulgaria	51%	2%	46%	+49
Netherlands	51%	14%	35%	+37
Nigeria	51%	16%	33%	+35
Congo, DR	50%	20%	30%	+31
Latvia	48%	6%	46%	+42
Russian Federation	46%	9%	46%	+37
Fiji	43%	9%	48%	+34
Indonesia	42%	21%	37%	+22
Pakistan	40%	24%	37%	+16
Vietnam	38%	6%	56%	+32
Sweden	37%	14%	50%	+23
United Kingdom	37%	17%	46%	+21
Greece	36%	23%	41%	+13
Papua New Guinea	36%	12%	52%	+24
South Africa	36%	18%	46%	+19
Palestinian territories (West Bank and Gaza)	32%	27%	41%	+5
Macedonia	30%	14%	56%	+17
Kosovo	29%	15%	55%	+14
Serbia	28%	25%	46%	+3
Japan	25%	5%	70%	+20
Morocco	24%	6%	70%	+17
Thailand	24%	8%	68%	+16
Ethiopia	22%	6%	72%	+16
Bangladesh	20%	13%	68%	+7
Tunisia	15%	25%	60%	-10
Mongolia	14%	9%	78%	+5
Turkey	13%	26%	61%	-13
Iran	10%	8%	82%	+2
Algeria	9%	28%	64%	-19
Azerbaijan	6%	8%	87%	-2

\* NET SCORE = Favorable - Unfavorable



## Opinion on Pope Francis by country in rank order by NET SCORE \*

Country	Net Score *
Portugal	+91
Philippines	+88
Argentina	+85
Italy	+77
Lebanon	+77
Colombia	+76
Poland	+73
Spain	+71
Peru	+71
Georgia	+70
Ecuador	+69
Armenia	+68
Austria	+67
Bosnia and Herzegovina	+66
Slovenia	+66
Panama	+62
Brazil	+60
Canada	+59
Belgium	+57
Romania	+54
France	+53
Finland	+52
India	+51
Ukraine	+51
Ireland	+50
Iceland	+50
Bulgaria	+49
Czech Republic	+47
Mexico	+47
Germany	+43
Korea, Rep (South)	+42
Latvia	+42

Country	Net Score *
Australia	+41
United States	+39
Hong Kong	+38
Netherlands	+37
Russian Federation	+37
Nigeria	+35
Fiji	+34
Vietnam	+32
Congo, DR	+31
Ghana	+26
Papua New Guinea	+24
Sweden	+23
Indonesia	+22
United Kingdom	+21
Japan	+20
South Africa	+19
Macedonia	+17
Morocco	+17
Pakistan	+16
Thailand	+16
Ethiopia	+16
Kosovo	+14
Greece	+13
Bangladesh	+7
Palestinian territories	+5
Mongolia	+5
Serbia	+3
Iran	+2
Azerbaijan	-2
Tunisia	-10
Turkey	-13
Algeria	-19

\* NET SCORE = Favorable - Unfavorable



## Demographic Wise Results

***“Irrespective of your own religion, do you have a very favorable, somewhat favorable, somewhat unfavorable or very unfavorable opinion of Pope Francis”***

Demo	Favorable	Unfavorable	DK/NA	Net Score *
<b>Gender</b>				
Male	55%	14%	32%	+41
Female	53%	11%	36%	+42
<b>Age Group</b>				
Under 34	48%	14%	38%	+35
35 - 54	53%	12%	34%	+41
55+	62%	10%	27%	+52
<b>Monthly Household Income</b>				
Low (Bottom quintile/20%)	50%	13%	37%	+37
Medium low (Second quintile/20%)	55%	13%	33%	+42
Medium (Third quintile/20%)	54%	12%	33%	+42
Medium high (Fourth quintile/20%)	57%	12%	31%	+45
High (Top quintile/20%)	61%	12%	26%	+49
I don't know / Prefer not to answer	46%	10%	44%	+35
<b>Education</b>				
No education/only basic education	42%	12%	46%	+30
Completed primary	53%	11%	36%	+42
Completed secondary school	53%	13%	35%	+40
Completed High level education (University)	55%	12%	32%	+43
Completed Higher level of education (Masters, PHD, etc.)	63%	10%	26%	+53
I don't know / I prefer not to answer	33%	10%	57%	+23

\* NET SCORE = Favorable - Unfavorable



## METHODOLOGY

The End of Year Survey is an annual tradition initiated by and designed under the chairmanship of Dr. George Gallup in 1977. It is conducted every year since then. This year it was carried out by the Gallup International Association in 70 countries around the world.

The question “Irrespective of your own religion, do you have a very favorable, somewhat favorable, somewhat unfavorable or very unfavorable opinion of Pope Francis” was asked in 64 countries as part of the WIN/Gallup International End of Year Survey. A total of 63,272 persons were interviewed globally.

In each country a representative sample of around 1000 men and women was interviewed either face to face (26 countries; n= 25943), via telephone (15 countries; n=12918) or online (23 countries; n=24411). The field work was conducted during September 2015 - December 2015. The margin of error for the survey is between +/- 3-5% at 95% confidence level. Each country has been given equal weight, rather than weighting the data relative to the size of each country.

## ABOUT GALLUP INTERNATIONAL ASSOCIATION

Gallup International was founded in May 1947 (Loxwood Hall, Sussex, England) by Dr. George Gallup together with 11 opinion research institutes from all over the world. It is the oldest and most known global polling organization, which fathers and mothers are among the people who established the key professional bodies of the market and opinion research industry: APOR, WAPOR and ESOMAR.

Gallup International Association (GIA) is registered in Zurich, Switzerland and is a nonprofit entity (verein). Currently the Association through its members, associates and partners covers more than 60 countries on all continents and about 80% of the global population. Our members/associates/partners are leading national institutes (only one per country) with profound local knowledge of research methods and techniques, statistical data, custom and culture differences of its our country. GIA works on a daily basis to share knowledge, new research tools and to provide the most appropriate solutions to international research projects and service the client to the best of our abilities. The Association has an unique and recognized experience and capacity to work all over the globe.

Gallup International Association is managed by five elected Board of Directors: Johnny Heald, Michael Nitsche, Andrei Milekhin, Steven Kang and Kancho Stoychev. At the 70 Annual Conference (May 2017) Kancho Stoychev was elected President and Michael Nitsche Executive Vice President.

**Disclaimer:** Gallup International Association or its members are not related to Gallup Inc., headquartered in Washington D.C which is no longer a member of Gallup International Association. Gallup International Association does not accept responsibility for opinion polling other than its own. We require that our surveys be credited fully as Gallup International (not Gallup or Gallup Poll).