



END OF YEAR SURVEY 2016

Gallup International Association opinion poll in 66 countries across the globe

- Country overall direction
- EU membership
- Attitudes towards migrants and refugees

COUNTRY REPORT: BULGARIA

November-December 2016



Disclaimer: Gallup International Association or its members are not related to Gallup Inc., headquartered in Washington D.C. which is no longer a member of Gallup International Association. Gallup International Association does not accept responsibility for opinion polling other than its own. We require that our surveys be credited fully as Gallup International (not Gallup or Gallup Poll).



METHODOLOGY

The End of Year Survey is an annual tradition initiated by and designed under the chairmanship of Dr. George Gallup in 1977. It is conducted every year since then. This year it was carried out by the Gallup International Association in 69 countries around the world.

A total of 66541 people were interviewed globally. In each country a representative sample of around 1000 men and women was interviewed either face to face (25 countries; n=29211), via telephone (13 countries; n=10754), online (25 countries; n=23947) or through mixed methods (3 countries; n=2629). The field work was conducted during October-December 2016. The margin of error for the survey is between +/-3-5% at 95% confidence level.

In Bulgaria End of Year Survey 2016 was carried out by Gallup International.

ABOUT GALLUP INTERNATIONAL ASSOCIATION

Gallup International was founded in May 1947 (Loxwood Hall, Sussex, England) by Dr. George Gallup together with 11 opinion research institutes from all over the world. It is the oldest and most known global polling organization, which fathers and mothers are among the people who established the key professional bodies of the market and opinion research industry: APOR, WAPOR and ESOMAR.

Gallup International Association (GIA) is registered in Zurich, Switzerland and is a nonprofit entity (verein). Currently the Association through its members, associates and partners covers more than 60 countries on all continents and about 80% of the global population. Our members/associates/partners are leading national institutes (only one per country) with profound local knowledge of research methods and techniques, statistical data, custom and culture differences of its our country. GIA works on a daily basis to share knowledge, new research tools and to provide the most appropriate solutions to international research projects and service the client to the best of our abilities. The Association has an unique and recognized experience and capacity to work all over the globe.

Gallup International Association is managed by five elected Board of Directors: Johnny Heald, Michael Nitsche, Andrei Milekhin, Steven Kang and Kancho Stoychev.

Disclaimer: Gallup International Association or its members are not related to Gallup Inc., headquartered in Washington D.C which is no longer a member of Gallup International Association. Gallup International Association does not accept responsibility for opinion polling other than its own. We require that our surveys be credited fully as Gallup International (not Gallup or Gallup Poll).

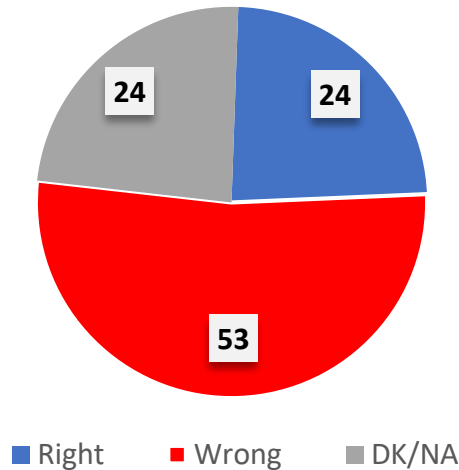
■ Country overall direction

■ EU membership

■ Attitudes towards migrants and refugees

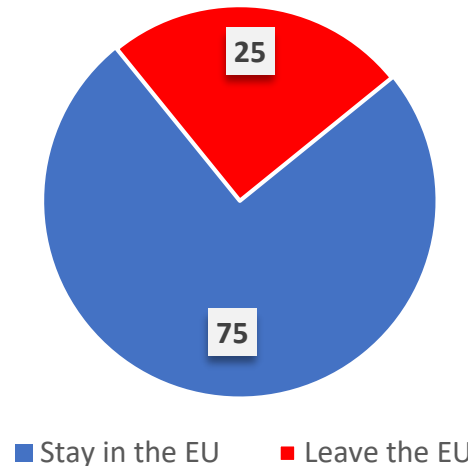
In general, do you think that things in **Bulgaria** are heading in the right direction or the wrong direction?

Country Overall Direction



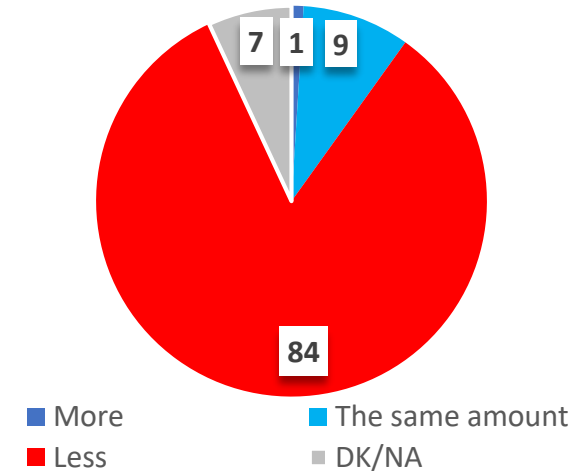
If there was a referendum tomorrow in your country on whether **Bulgaria** should remain a part of the European Union, would you vote to stay in the European Union or to leave the European Union?

EU Membership



Do you think that generally **Bulgaria** should receive more or fewer migrants and refugees than they are currently receiving today?

Migrants and refugees



End of Year Survey 2016 was carried out by Gallup International.

Disclaimer: Gallup International Association or its members are not related to Gallup Inc., headquartered in Washington D.C. which is no longer a member of Gallup International Association. Gallup International Association does not accept responsibility for opinion polling other than its own. We require that our surveys be credited fully as Gallup International (not Gallup or Gallup Poll).

In general, do you think that things in Bulgaria are heading in the right direction or the wrong direction?
(base: All respondents)

	Gender			Age							Working Status						Income			Education				
	Total	Male (a)	Female (b)	Under 18 (a)	18 – 24 (b)	25 – 34 (c)	35 – 44 (d)	45 – 54 (e)	55 – 64 (f)	65+ (g)	Working full (a)	Working part time (b)	Unempl- oyed (c)	Student (d)	House- wife (e)	Retir- ed/ Disab- led (f)	Low (a)	Medium (b)	High (c)	No educ- ation/ only basic educ- ation (a)	Com- pleted primary (b)	Com- pleted second- ary school (c)	Com- pleted High level educ- ation (Univ- ersity) (d)	Com- pleted Higher level of educ- ation (Mast- ers, PHD, etc.) (e)
Unweighted Base	803	388	415	-	57	133	135	145	170	163	469	38	50	23	20	203	80	290	107	3	115	452	213	20
Weighted Base	383	177	205	-	53	104	73	55	30	68	221	16	30	23	15	77	33	128	59	1	93	193	85	10
Right direction	91 24%	45 25%	46 23%	- -%	13 25%	27g 26%	22fg 30%	13 24%	5 17%	11 16%	64cf 29%	4c 21%	2 7%	8 36%	1 8%	12 16%	6 17%	24 19%	20ab 34%	- -%	12 13%	44b 23%	31bc 37%	4 43%
Wrong direction	201 53%	92 52%	109 53%	- -%	25 47%	52 50%	34 47%	32 58%	19bod 65%	38 57%	110 50%	9 57%	22a 71%	6 27%	8 56%	45a 59%	20 60%	76 60%	32 54%	* 12%	52d 55%	111d 57%	33 39%	5 53%
Don't know/ no answer	91 24%	40 23%	50 24%	- -%	15 28%	24 23%	17 24%	10 18%	5 18%	19e 28%	47 21%	4 21%	7 22%	8 37%	5 35%	19 25%	8c 23%	27c 21%	7 12%	1 88%	30c 32%	39 20%	21 24%	* 4%

95 percent as lower case or *

End of Year Survey 2016 was carried out by Gallup International.

Disclaimer: Gallup International Association or its members are not related to Gallup Inc., headquartered in Washington D.C. which is no longer a member of Gallup International Association. Gallup International Association does not accept responsibility for opinion polling other than its own. We require that our surveys be credited fully as Gallup International (not Gallup or Gallup Poll).



In general, do you think that things in Bulgaria are heading in the right direction or the wrong direction?

(base: All excluding "Don't know/no response")

	Total	Gender		Age							Working Status						Income			Education				
		Male (a)	Female (b)	Under 18 (a)	18 – 24 (b)	25 – 34 (c)	35 – 44 (d)	45 – 54 (e)	55 – 64 (f)	65+ (g)	Working full (a)	Working part time (b)	Unempl- oyed (c)	Student (d)	House- wife (e)	Retir- ed/ Disab- led (f)	Low (a)	Medium (b)	High (c)	No edu- cation/ only basic education (a)	Compl- eted primary (b)	Compl- eted second- ary school (c)	Compl- eted High level education (Univ- ersity) (d)	Compl- eted Higher level of education (Mast- ers, PHD, etc.) (e)
Unweighted Base	632	310	322	-	39	99	107	116	138	133	371	29	39	14	13	166	67	241	90	2	81	366	167	16
Weighted Base	292	137	155	-	38	80	56	45	24	49	174	13	24	15	10	57	26	101	52	*	63	154	64	10
Right direction	91 31%	45 33%	46 30%	- -%	13 35%	27fg 34%	22fg 39%	13 29%	5 20%	11 22%	64cf 37%	4 27%	2 9%	8 57%	1 13%	12 21%	6 22%	24 24%	20ab 39%	- -%	12 19%	44 28%	31bc 48%	4 45%
Wrong direction	201 69%	92 67%	109 70%	- -%	25 65%	52 66%	34 61%	32 71%	19cd 80%	38cd 78%	110 63%	9 73%	22a 91%	6 43%	8 87%	45a 79%	20c 78%	76c 76%	32 61%	* 100%	52d 81%	111d 72%	33 52%	5 55%
95 percent as lower case or *																								

95 percent as lower case or *

End of Year Survey 2016 was carried out by Gallup International.

Disclaimer: Gallup International Association or its members are not related to Gallup Inc., headquartered in Washington D.C. which is no longer a member of Gallup International Association. Gallup International Association does not accept responsibility for opinion polling other than its own. We require that our surveys be credited fully as Gallup International (not Gallup or Gallup Poll).



If there was a referendum tomorrow in your country on whether Bulgaria should remain a part of the European Union, would you vote to stay in the European Union or to leave the European Union?

(base: All respondents)

	Gender			Age							Working Status						Income			Education				
	Total	Male (a)	Female (b)	Under 18 (a)	18 – 24 (b)	25 – 34 (c)	35 – 44 (d)	45 – 54 (e)	55 – 64 (f)	65+ (g)	Working full (a)	Working part time (b)	Unempl- yed (c)	Student (d)	House- wife (e)	Retir- ed/ Disab- led (f)	Low (a)	Medium (b)	High (c)	No edu- cation/ only basic edu- cation (a)	Compl- eted primary (b)	Compl- eted second- ary school (c)	Compl- eted High level edu- cation (Univ- ersity) (d)	Compl- eted Higher level of edu- cation (Mast- ers, PHD, etc.) (e)
Unweighted Base	803	388	415	-	57	133	135	145	170	163	469	38	50	23	20	203	80	290	107	3	115	452	213	20
Weighted Base	383	177	205	-	53	104	73	55	30	68	221	16	30	23	15	77	33	128	59	1	93	193	85	10
Stay in the Europe Union	285 75%	132 74%	153 75%	- -%	46efg 86%	87efg 84%	59efg 80%	37g 67%	19 65%	38 55%	181cf 82%	12 70%	20 65%	22 95%	10 70%	41 54%	19 55%	92a 72%	46a 79%	* 12%	58 60%	149b 77%	71b 83%	9 86%
Leave the European Union	97 25%	45 26%	52 25%	- -%	7 14%	17 16%	14 20%	18bcd 33%	11bcd 35%	30bcde 45%	41 18%	5 30%	11a 35%	1 5%	4 30%	35a 46%	15bc 45%	36 28%	13 21%	1 88%	37cd 40%	44 23%	14 17%	1 14%

95 percent as lower case or *

End of Year Survey 2016 was carried out by Gallup International.

Disclaimer: Gallup International Association or its members are not related to Gallup Inc., headquartered in Washington D.C. which is no longer a member of Gallup International Association. Gallup International Association does not accept responsibility for opinion polling other than its own. We require that our surveys be credited fully as Gallup International (not Gallup or Gallup Poll).



If there was a referendum tomorrow in your country on whether Bulgaria should remain a part of the European Union, would you vote to stay in the European Union or to leave the European Union?

(base: All excluding "Don't know/no response")

	Gender			Age							Working Status						Income			Education				
	Total	Male (a)	Female (b)	Under 18 (a)	18 – 24 (b)	25 – 34 (c)	35 – 44 (d)	45 – 54 (e)	55 – 64 (f)	65+ (g)	Working full (a)	Working part time (b)	Unempl- oyed (c)	Student (d)	House- wife (e)	Retir- ed/ Disab- led (f)	Low (a)	Medium (b)	High (c)	No edu- cation/ only basic edu- cation (a)	Compl- eted primary (b)	Compl- eted second- ary school (c)	Compl- eted High level edu- cation (Univ- ersity) (d)	Compl- eted Higher level of edu- cation (Mast- ers, PHD, etc.) (e)
Unweighted Base	803	388	415	-	57	133	135	145	170	163	469	38	50	23	20	203	80	290	107	3	115	452	213	20
Weighted Base	383	177	205	-	53	104	73	55	30	68	221	16	30	23	15	77	33	128	59	1	93	193	85	10
Stay in the Europe Union	285 75%	132 74%	153 75%	- -%	46efg 86%	87efg 84%	59efg 80%	37g 87%	19 65%	38 55%	181cf 82%	12 70%	20 65%	22 95%	10 70%	41 54%	19 55%	92a 72%	46a 79%	* 12%	58 60%	149b 77%	71b 83%	9 86%
Leave the European Union	97 25%	45 26%	52 25%	- -%	7 14%	17 16%	14 20%	18bcd 33%	11bcd 35%	30bcde 45%	41 18%	5 30%	11a 35%	1 5%	4 30%	35a 48%	15bc 45%	36 28%	13 21%	1 88%	37cd 40%	44 23%	14 17%	1 14%

95 percent as lower case or *

End of Year Survey 2016 was carried out by Gallup International.

Disclaimer: Gallup International Association or its members are not related to Gallup Inc., headquartered in Washington D.C. which is no longer a member of Gallup International Association. Gallup International Association does not accept responsibility for opinion polling other than its own. We require that our surveys be credited fully as Gallup International (not Gallup or Gallup Poll).



Do you think that generally Bulgaria should receive more or fewer migrants and refugees than they are currently receiving today?

(base: All respondents)

	Gender			Age							Working Status						Income			Education				
	Total	Male (a)	Female (b)	Under 18 (a)	18 – 24 (b)	25 – 34 (c)	35 – 44 (d)	45 – 54 (e)	55 – 64 (f)	65+ (g)	Working full (a)	Working part time (b)	Unempl- oyed (c)	Student (d)	House- wife (e)	Retir- ed/ Disab- led (f)	Low (a)	Medium (b)	High (c)	No educ- ation/ only basic educ- ation (a)	Compl- eted primary (b)	Compl- eted second- ary school (c)	Compl- eted High level educ- ation (Univ- ersity) (d)	Compl- eted Higher level of educ- ation (Mast- ers, PhD, etc.) (e)
Unweighted Base	803	388	415	-	57	133	135	145	170	163	469	38	50	23	20	203	80	290	107	3	115	452	213	20
Weighted Base	383	177	205	-	53	104	73	55	30	68	221	16	30	23	15	77	33	128	59	1	93	193	85	10
More	2 1%	* %	2 1%	- %	* %	* %	1 2%	1 2%	- %	- %	1 1%	* 1%	1af 3%	- %	- %	- %	- %	1 1%	1 2%	- %	1 1%	* %	1c 1%	- %
The same amount	33 9%	12 7%	21 10%	- %	5 10%	6 6%	10cg 13%	4 7%	4ceg 14%	4 6%	20 9%	* 1%	2 7%	2 9%	3 21%	5 7%	3 10%	7 5%	5 9%	1 88%	10 10%	12 6%	11c 13%	- %
Less	322 84%	153 87%	169 82%	- %	44 83%	89 86%	61 84%	47 85%	24 79%	58 85%	189 85%	14 84%	24 79%	19 82%	12 78%	65 85%	27 79%	113a 88%	50 85%	* 6%	74 79%	168b 87%	70 82%	10 99%
Don't know/ no answer	25 7%	12 7%	13 7%	- %	4 8%	9d 8%	1 2%	4d 6%	2d 6%	6d 9%	11 5%	2a 14%	3 11%	2 9%	* 1%	6 8%	3 10%	7 6%	2 4%	* 6%	9 9%	13 7%	4 4%	* 1%

95 percent as lower case or *

End of Year Survey 2016 was carried out by Gallup International.

Disclaimer: Gallup International Association or its members are not related to Gallup Inc., headquartered in Washington D.C. which is no longer a member of Gallup International Association. Gallup International Association does not accept responsibility for opinion polling other than its own. We require that our surveys be credited fully as Gallup International (not Gallup or Gallup Poll).

Do you think that generally Bulgaria should receive more or fewer migrants and refugees than they are currently receiving today?

(base: All excluding "Don't know/no response")

	Gender			Age							Working Status						Income			Education				
	Total	Male (a)	Female (b)	Under 18 (a)	18 – 24 (b)	25 – 34 (c)	35 – 44 (d)	45 – 54 (e)	55 – 64 (f)	65+ (g)	Working full (a)	Working part time (b)	Unempl- oyed (c)	Student (d)	House- wife (e)	Retir- ed/ Disab- led (f)	Low (a)	Medium (b)	High (c)	No educ- ation/ only basic educ- ation (a)	Compl- eted primary (b)	Compl- eted second- ary school (c)	Compl- eted High level educ- ation (Univ- ersity) (d)	Compl- eted Higher level of educ- ation (Mast- ers, PHD, etc.) (e)
Unweighted Base	750	361	389	-	53	120	132	136	159	150	445	33	46	21	19	186	72	272	100	2	104	422	203	19
Weighted Base	358	166	192	-	49	95	72	51	28	62	210	14	27	21	15	71	30	121	56	1	84	180	82	10
More	2 1%	* %	2 1%	- %	* %	* %	1 2%	1 2%	- %	- %	1 1%	* 1%	1af 4%	- %	- %	- %	- %	1 1%	1 2%	- %	1 1%	* %	1c 1%	- %
The same amount	33 9%	12 7%	21 11%	- %	5 10%	6 7%	10 13%	4 7%	4ceg 15%	4 7%	20 10%	* 1%	2 8%	2 10%	3 21%	5 8%	3 12%	7 5%	5 10%	1 93%	10 11%	12 7%	11c 13%	- %
Less	322 90%	153b 93%	169 88%	- %	44 89%	89df 93%	61 85%	47 91%	24 85%	58df 93%	189 90%	14 98%	24 89%	19 90%	12 79%	65 92%	27 88%	113 94%	50 88%	* 7%	74 87%	168d 93%	70 88%	10 100%
95 percent as lower case or *																								

95 percent as lower case or *

End of Year Survey 2016 was carried out by Gallup International.

Disclaimer: Gallup International Association or its members are not related to Gallup Inc., headquartered in Washington D.C. which is no longer a member of Gallup International Association. Gallup International Association does not accept responsibility for opinion polling other than its own. We require that our surveys be credited fully as Gallup International (not Gallup or Gallup Poll).