



END OF YEAR SURVEY 2016

Gallup International Association opinion poll in 66 countries across the globe

- Country overall direction
- EU membership
- Attitudes towards migrants and refugees

COUNTRY REPORT: FINLAND

November-December 2016



Disclaimer: Gallup International Association or its members are not related to Gallup Inc., headquartered in Washington D.C. which is no longer a member of Gallup International Association. Gallup International Association does not accept responsibility for opinion polling other than its own. We require that our surveys be credited fully as Gallup International (not Gallup or Gallup Poll).



METHODOLOGY

The End of Year Survey is an annual tradition initiated by and designed under the chairmanship of Dr. George Gallup in 1977. It is conducted every year since then. This year it was carried out by the Gallup International Association in 69 countries around the world.

A total of 66541 people were interviewed globally. In each country a representative sample of around 1000 men and women was interviewed either face to face (25 countries; n=29211), via telephone (13 countries; n=10754), online (25 countries; n=23947) or through mixed methods (3 countries; n=2629). The field work was conducted during October-December 2016. The margin of error for the survey is between +/-3-5% at 95% confidence level.

In Finland End of Year Survey 2016 was carried out by Taloustutkimus Oy.

ABOUT GALLUP INTERNATIONAL ASSOCIATION

Gallup International was founded in May 1947 (Loxwood Hall, Sussex, England) by Dr. George Gallup together with 11 opinion research institutes from all over the world. It is the oldest and most known global polling organization, which fathers and mothers are among the people who established the key professional bodies of the market and opinion research industry: APOR, WAPOR and ESOMAR.

Gallup International Association (GIA) is registered in Zurich, Switzerland and is a nonprofit entity (verein). Currently the Association through its members, associates and partners covers more than 60 countries on all continents and about 80% of the global population. Our members/associates/partners are leading national institutes (only one per country) with profound local knowledge of research methods and techniques, statistical data, custom and culture differences of its our country. GIA works on a daily basis to share knowledge, new research tools and to provide the most appropriate solutions to international research projects and service the client to the best of our abilities. The Association has an unique and recognized experience and capacity to work all over the globe.

Gallup International Association is managed by five elected Board of Directors: Johnny Heald, Michael Nitsche, Andrei Milekhin, Steven Kang and Kancho Stoychev.

Disclaimer: Gallup International Association or its members are not related to Gallup Inc., headquartered in Washington D.C which is no longer a member of Gallup International Association. Gallup International Association does not accept responsibility for opinion polling other than its own. We require that our surveys be credited fully as Gallup International (not Gallup or Gallup Poll).

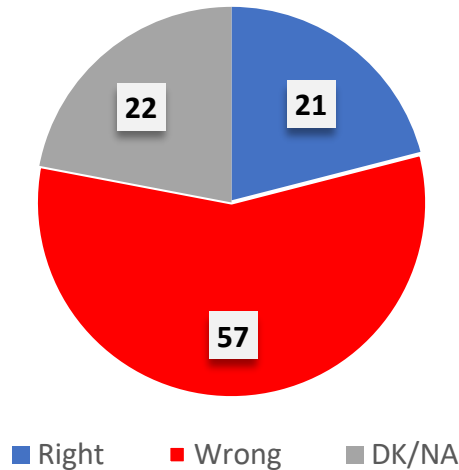
■ Country overall direction

■ EU membership

■ Attitudes towards migrants and refugees

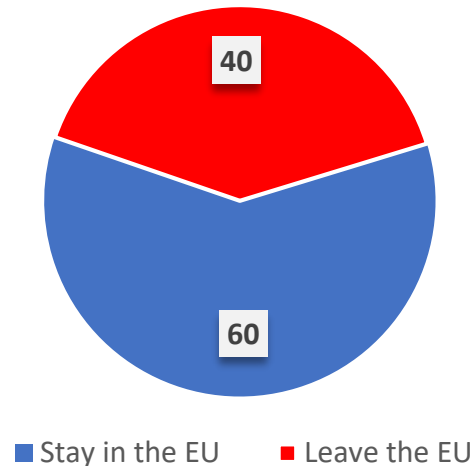
In general, do you think that things in **Finland** are heading in the right direction or the wrong direction?

Country Overall Direction



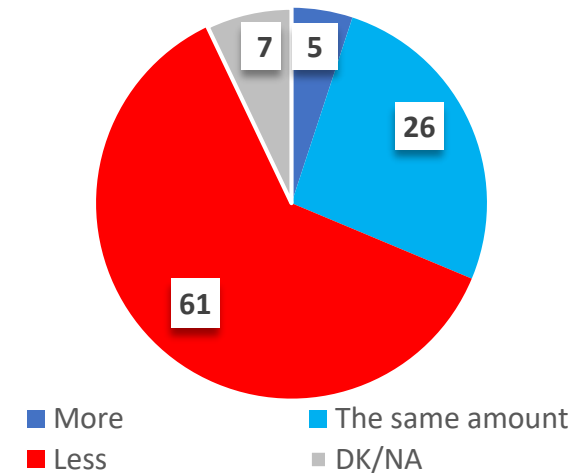
If there was a referendum tomorrow in your country on whether **Finland** should remain a part of the European Union, would you vote to stay in the European Union or to leave the European Union?

EU Membership



Do you think that generally **Finland** should receive more or fewer migrants and refugees than they are currently receiving today?

Migrants and refugees



End of Year Survey 2016 was carried out by Taloustutkimus Oy.

Disclaimer: Gallup International Association or its members are not related to Gallup Inc., headquartered in Washington D.C. which is no longer a member of Gallup International Association. Gallup International Association does not accept responsibility for opinion polling other than its own. We require that our surveys be credited fully as Gallup International (not Gallup or Gallup Poll).

In general, do you think that things in Finland are heading in the right direction or the wrong direction?

(base: All respondents)

	Total	Gender		Age							Working Status						Income			Education				
		Male (a)	Female (b)	Under 18 (a)	18 – 24 (b)	25 – 34 (c)	35 – 44 (d)	45 – 54 (e)	55 – 64 (f)	65+ (g)	Working full (a)	Working part time (b)	Unempl- oyed (c)	Student (d)	House- wife (e)	Retir- ed/ Disab- led (f)	Low (a)	Medium (b)	High (c)	No educ- ation/ only basic educ- ation (a)	Compl- eted primary (b)	Compl- eted second- ary school (c)	Compl- eted High level educ- ation (Univ- ersity) (d)	Compl- eted Higher level of educ- ation (Mast- ers, PHD, etc.) (e)
Unweighted Base	1006	488	518	-	131	161	148	179	173	214	319	101	126	94	34	319	136	553	150	5	126	493	229	141
Weighted Base	1000	490	510	-	150	150	140	160	170	230	305	98	123	101	34	327	138	548	146	5	127	492	224	140
Right direction	207 21%	140b 29%	68 13%	- -%	22 15%	25 16%	19 14%	28 18%	38d 22%	78bodef 33%	66c 22%	15 16%	13 11%	16 16%	4 12%	92bode 28%	16 12%	122a 22%	48ab 33%	- -%	23 18%	84 17%	58c 26%	40bc 29%
Wrong direction	570 57%	271 55%	299 58%	- -%	86g 58%	81 54%	94cg 67%	101g 63%	102g 60%	105 46%	179f 59%	60f 61%	84f 68%	57 56%	21 64%	163 50%	90c 65%	323c 59%	69 47%	3 61%	72 57%	303de 61%	119 53%	67 48%
Don't know/ no answer	222 22%	79 16%	143a 28%	- -%	42f 28%	44def 29%	26 19%	31 19%	30 18%	49 21%	61 20%	22 23%	26 21%	29 28%	8 24%	72 22%	32 23%	104 19%	29 20%	2 36%	33 26%	106 22%	47 21%	32 23%

95 percent as lower case or *

End of Year Survey 2016 was carried out by Taloustutkimus Oy.

Disclaimer: Gallup International Association or its members are not related to Gallup Inc., headquartered in Washington D.C. which is no longer a member of Gallup International Association. Gallup International Association does not accept responsibility for opinion polling other than its own. We require that our surveys be credited fully as Gallup International (not Gallup or Gallup Poll).

In general, do you think that things in Finland are heading in the right direction or the wrong direction?

(base: All excluding "Don't know/no response")

	Gender		Age								Working Status						Income			Education				
	Total	Male (a)	Female (b)	Under 18 (a)	18 – 24 (b)	25 – 34 (c)	35 – 44 (d)	45 – 54 (e)	55 – 64 (f)	65+ (g)	Working full (a)	Working part time (b)	Unempl- oyed (c)	Student (d)	House- wife (e)	Retir- ed/ Disab- led (f)	Low (a)	Medium (b)	High (c)	No edu- cation/ only basic edu- cation (a)	Compl- eted primary (b)	Compl- eted second- ary school (c)	Compl- eted High level edu- cation (Univ- ersity) (d)	Compl- eted Higher level of edu- cation (Mast- ers, PHD, etc.) (e)
Unweighted Base	784	409	375	-	95	114	120	144	142	109	255	78	101	68	25	249	105	448	119	3	95	388	181	108
Weighted Base	778	411	367	-	108	106	114	129	140	181	245	75	97	72	26	255	106	444	117	3	95	386	177	108
Right direction	207 27%	140b 34%	68 18%	- -%	22 20%	25 23%	19 17%	28 22%	38d 27%	78bdef 42%	66c 27%	15 21%	13 14%	16 22%	4 16%	92abod 38%	16 15%	122a 27%	48ab 41%	- -%	23 24%	84 22%	58c 33%	40bc 37%
Wrong direction	570 73%	271 66%	299a 82%	- -%	86g 80%	81g 77%	94fg 83%	101g 78%	102g 73%	105 58%	179f 73%	60f 79%	84af 86%	57f 78%	21 84%	163 64%	90bc 85%	323c 73%	69 59%	3 100%	72e 76%	303de 78%	119 67%	67 63%

95 percent as lower case or *

End of Year Survey 2016 was carried out by Taloustutkimus Oy.

Disclaimer: Gallup International Association or its members are not related to Gallup Inc., headquartered in Washington D.C. which is no longer a member of Gallup International Association. Gallup International Association does not accept responsibility for opinion polling other than its own. We require that our surveys be credited fully as Gallup International (not Gallup or Gallup Poll).



If there was a referendum tomorrow in your country on whether Finland should remain a part of the European Union, would you vote to stay in the European Union or to leave the European Union?

(base: All respondents)

	Gender			Age							Working Status						Income			Education				
	Total	Male (a)	Female (b)	Under 18 (a)	18 – 24 (b)	25 – 34 (c)	35 – 44 (d)	45 – 54 (e)	55 – 64 (f)	65+ (g)	Working full (a)	Working part time (b)	Unempl- oyed (c)	Student (d)	House- wife (e)	Retir- ed/ Disab- led (f)	Low (a)	Medium (b)	High (c)	No educa- tion/ only basic educa- tion (a)	Compl- eted primary (b)	Compl- eted second- ary school (c)	Compl- eted High level educa- tion (Univ- ersity) (d)	Compl- eted Higher level of educa- tion (Mast- ers, PHD, etc.) (e)
Unweighted Base	1006	488	518	-	131	161	148	179	173	214	319	101	126	94	34	319	136	553	150	5	126	493	229	141
Weighted Base	1000	490	510	-	150	150	140	160	170	230	305	98	123	101	34	327	138	548	146	5	127	492	224	140
Stay in the Europe Union	603 60%	286 58%	318 62%	- -%	98e 64%	91e 60%	79 57%	77 48%	106e 63%	153e 67%	184c 60%	58 60%	59 48%	69c 68%	21 63%	208c 63%	76 55%	316 58%	108ab 74%	2 36%	65 51%	268 54%	154bc 69%	108bc 78%
Leave the European Union	397 40%	204 42%	192 38%	- -%	54 36%	59 40%	61 43%	83bcfg 52%	64 37%	77 33%	121 40%	39 40%	64adf 52%	33 32%	12 37%	121 37%	62c 45%	232c 42%	38 26%	3 64%	62de 49%	225de 46%	70 31%	31 22%

95 percent as lower case or *

End of Year Survey 2016 was carried out by Taloustutkimus Oy.

Disclaimer: Gallup International Association or its members are not related to Gallup Inc., headquartered in Washington D.C. which is no longer a member of Gallup International Association. Gallup International Association does not accept responsibility for opinion polling other than its own. We require that our surveys be credited fully as Gallup International (not Gallup or Gallup Poll).



If there was a referendum tomorrow in your country on whether Finland should remain a part of the European Union, would you vote to stay in the European Union or to leave the European Union?

(base: All excluding "Don't know/no response")

	Gender			Age							Working Status						Income			Education				
	Total	Male (a)	Female (b)	Under 18 (a)	18 – 24 (b)	25 – 34 (c)	35 – 44 (d)	45 – 54 (e)	55 – 64 (f)	65+ (g)	Working full (a)	Working part time (b)	Unempl- oyed (c)	Student (d)	House- wife (e)	Retir- ed/ Disab- led (f)	Low (a)	Medium (b)	High (c)	No educa- tion/ only basic educa- tion (a)	Compl- eted primary (b)	Compl- eted second- ary school (c)	Compl- eted High level educa- tion (Univ- ersity) (d)	Compl- eted Higher level of educa- tion (Mast- ers, PHD, etc.) (e)
Unweighted Base	1006	488	518	-	131	161	148	179	173	214	319	101	126	94	34	319	136	553	150	5	126	493	229	141
Weighted Base	1000	490	510	-	150	150	140	180	170	230	305	98	123	101	34	327	138	548	146	5	127	492	224	140
Stay in the Europe Union	603 80%	286 58%	318 62%	- -%	98e 64%	91e 60%	79 57%	77 48%	106e 63%	153e 67%	184c 60%	58 60%	59 48%	69c 68%	21 63%	206c 63%	76 55%	316 58%	108ab 74%	2 36%	65 51%	288 54%	154bc 69%	108bc 78%
Leave the European Union	397 40%	204 42%	192 38%	- -%	54 36%	59 40%	61 43%	83bcfg 52%	64 37%	77 33%	121 40%	39 40%	64adf 52%	33 32%	12 37%	121 37%	62c 45%	232c 42%	38 26%	3 64%	62de 49%	225de 46%	70 31%	31 22%
95 percent as lower case or *																								

95 percent as lower case or *

End of Year Survey 2016 was carried out by Taloustutkimus Oy.

Disclaimer: Gallup International Association or its members are not related to Gallup Inc., headquartered in Washington D.C. which is no longer a member of Gallup International Association. Gallup International Association does not accept responsibility for opinion polling other than its own. We require that our surveys be credited fully as Gallup International (not Gallup or Gallup Poll).



Do you think that generally Finland should receive more or fewer migrants and refugees than they are currently receiving today?

(base: All respondents)

	Gender			Age							Working Status						Income			Education				
	Total	Male (a)	Female (b)	Under 18 (a)	18 – 24 (b)	25 – 34 (c)	35 – 44 (d)	45 – 54 (e)	55 – 64 (f)	65+ (g)	Working full (a)	Working part time (b)	Unem- ployed (c)	Student (d)	House- wife (e)	Retir- ed/ Disab- led (f)	Low (a)	Medium (b)	High (c)	No educa- tion/ only basic educa- tion (a)	Com- pleted primary (b)	Com- pleted second- ary school (c)	Com- pleted High level educa- tion (Univ- ersity) (d)	Com- pleted Higher level of educa- tion (Mast- ers, PHD, etc.) (e)
Unweighted Base	1006	488	518	-	131	161	148	179	173	214	319	101	126	94	34	319	136	553	150	5	126	493	229	141
Weighted Base	1000	490	510	-	150	150	140	160	170	230	305	98	123	101	34	327	138	548	146	5	127	492	224	140
More	54 5%	26 5%	28 5%	- -%	8 5%	7 5%	8 5%	9 6%	8 5%	14 6%	19b 6%	1 1%	6 5%	7b 6%	3b 8%	18b 6%	9 7%	20 4%	17b 12%	- -%	7 5%	20 4%	11 5%	15cd 11%
The same amount	262 26%	112 23%	150a 30%	- -%	37 24%	36 24%	38e 27%	28 18%	46e 27%	77e 33%	72 24%	29c 30%	22 18%	34c 33%	8 24%	95c 29%	33 24%	138 25%	49b 33%	- -%	24 19%	106 21%	72bc 32%	57bc 41%
Less	612 61%	317b 65%	295 58%	- -%	91 61%	92 61%	85 60%	113g 70%	109g 64%	122 53%	204df 67%	56 58%	84df 68%	51 51%	19 56%	189 58%	81 56%	350c 64%	78 53%	5 100%	88de 69%	325de 66%	129e 57%	59 42%
Don't know/ no answer	72 7%	35 7%	37 7%	- -%	14 9%	14f 10%	10 7%	10 6%	7 4%	17 7%	10 3%	11a 11%	10a 8%	10a 10%	4a 12%	24a 7%	14c 10%	40c 7%	2 1%	- -%	9 7%	42 8%	12 5%	9 6%
95 percent as lower case or *																								

95 percent as lower case or *

End of Year Survey 2016 was carried out by Taloustutkimus Oy.

Disclaimer: Gallup International Association or its members are not related to Gallup Inc., headquartered in Washington D.C. which is no longer a member of Gallup International Association. Gallup International Association does not accept responsibility for opinion polling other than its own. We require that our surveys be credited fully as Gallup International (not Gallup or Gallup Poll).



Do you think that generally Finland should receive more or fewer migrants and refugees than they are currently receiving today?

(base: All excluding "Don't know/no response")

	Gender			Age							Working Status						Income			Education				
	Total	Male (a)	Female (b)	Under 18 (a)	18 – 24 (b)	25 – 34 (c)	35 – 44 (d)	45 – 54 (e)	55 – 64 (f)	65+ (g)	Working full (a)	Working part time (b)	Unempl- oyed (c)	Student (d)	House- wife (e)	Retir- ed/ Disab- led (f)	Low (a)	Medium (b)	High (c)	No educ- ation/ only basic educ- ation (a)	Compl- eted primary (b)	Compl- eted second- ary school (c)	Compl- eted High level educ- ation (Univ- ersity) (d)	Compl- eted Higher level of educ- ation (Mast- ers, PHD, etc.) (e)
Unweighted Base	934	454	480	-	119	146	138	167	166	198	308	89	116	85	30	296	122	513	148	5	118	452	217	132
Weighted Base	928	455	473	-	136	136	130	150	163	213	295	86	113	92	30	303	124	508	144	5	119	451	212	131
More	54 6%	26 6%	28 6%	- -%	8 6%	7 5%	8 6%	9 6%	8 5%	14 7%	19b 6%	1 1%	6 6%	7b 7%	3b 9%	18 6%	9 8%	20 4%	17b 12%	- -%	7 6%	20 4%	11 5%	15cd 12%
The same amount	262 28%	112 25%	150a 32%	- -%	37 27%	36 27%	38e 29%	28 19%	46e 28%	77e 36%	72 25%	29c 34%	22 20%	34ac 37%	8 28%	95c 31%	33 27%	138 27%	49 34%	- -%	24 20%	106 23%	72bc 34%	57bc 43%
Less	612 66%	317b 70%	295 62%	- -%	91 67%	92g 68%	85 65%	113g 75%	109 67%	122 57%	204d 69%	56 65%	84df 75%	51 56%	19 63%	189 63%	81 66%	350c 69%	78 54%	5 100%	88de 74%	325de 72%	129e 61%	59 45%
95 percent as lower case or *																								

95 percent as lower case or *

End of Year Survey 2016 was carried out by Taloustutkimus Oy.

Disclaimer: Gallup International Association or its members are not related to Gallup Inc., headquartered in Washington D.C. which is no longer a member of Gallup International Association. Gallup International Association does not accept responsibility for opinion polling other than its own. We require that our surveys be credited fully as Gallup International (not Gallup or Gallup Poll).