



END OF YEAR SURVEY 2016

Gallup International Association opinion poll in 66 countries across the globe

- Country overall direction
- EU membership
- Attitudes towards migrants and refugees

COUNTRY REPORT: FRANCE

November-December 2016



Disclaimer: Gallup International Association or its members are not related to Gallup Inc., headquartered in Washington D.C. which is no longer a member of Gallup International Association. Gallup International Association does not accept responsibility for opinion polling other than its own. We require that our surveys be credited fully as Gallup International (not Gallup or Gallup Poll).



METHODOLOGY

The End of Year Survey is an annual tradition initiated by and designed under the chairmanship of Dr. George Gallup in 1977. It is conducted every year since then. This year it was carried out by the Gallup International Association in 69 countries around the world.

A total of 66541 people were interviewed globally. In each country a representative sample of around 1000 men and women was interviewed either face to face (25 countries; n=29211), via telephone (13 countries; n=10754), online (25 countries; n=23947) or through mixed methods (3 countries; n=2629). The field work was conducted during October-December 2016. The margin of error for the survey is between +/-3-5% at 95% confidence level.

In France End of Year Survey 2016 was carried out by BVA.

ABOUT GALLUP INTERNATIONAL ASSOCIATION

Gallup International was founded in May 1947 (Loxwood Hall, Sussex, England) by Dr. George Gallup together with 11 opinion research institutes from all over the world. It is the oldest and most known global polling organization, which fathers and mothers are among the people who established the key professional bodies of the market and opinion research industry: APOR, WAPOR and ESOMAR.

Gallup International Association (GIA) is registered in Zurich, Switzerland and is a nonprofit entity (verein). Currently the Association through its members, associates and partners covers more than 60 countries on all continents and about 80% of the global population. Our members/associates/partners are leading national institutes (only one per country) with profound local knowledge of research methods and techniques, statistical data, custom and culture differences of its our country. GIA works on a daily basis to share knowledge, new research tools and to provide the most appropriate solutions to international research projects and service the client to the best of our abilities. The Association has an unique and recognized experience and capacity to work all over the globe.

Gallup International Association is managed by five elected Board of Directors: Johnny Heald, Michael Nitsche, Andrei Milekhin, Steven Kang and Kancho Stoychev.

Disclaimer: Gallup International Association or its members are not related to Gallup Inc., headquartered in Washington D.C which is no longer a member of Gallup International Association. Gallup International Association does not accept responsibility for opinion polling other than its own. We require that our surveys be credited fully as Gallup International (not Gallup or Gallup Poll).

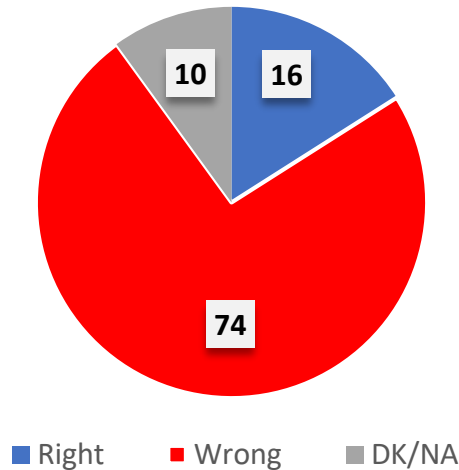
■ Country overall direction

■ EU membership

■ Attitudes towards migrants and refugees

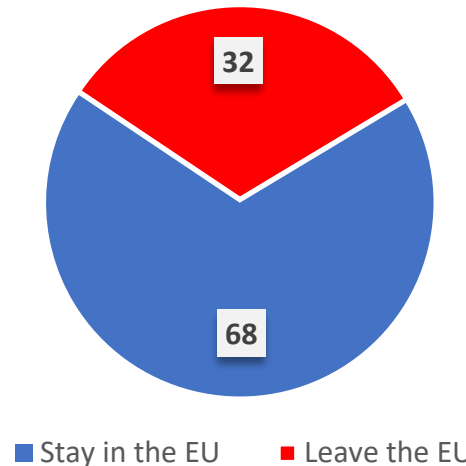
In general, do you think that things in **France** are heading in the right direction or the wrong direction?

Country Overall Direction



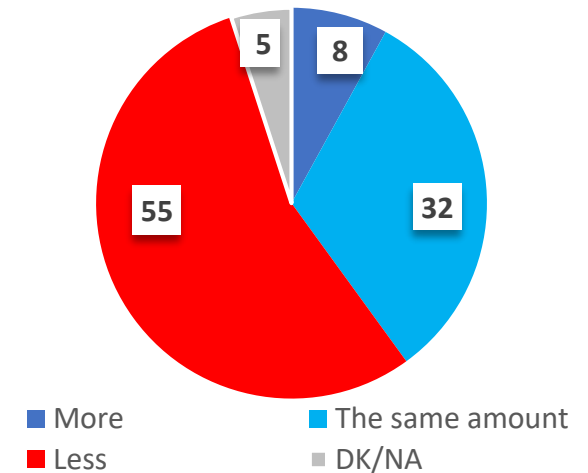
If there was a referendum tomorrow in your country on whether **France** should remain a part of the European Union, would you vote to stay in the European Union or to leave the European Union?

EU Membership



Do you think that generally **France** should receive more or fewer migrants and refugees than they are currently receiving today?

Migrants and refugees



End of Year Survey 2016 was carried out by BVA.

Disclaimer: Gallup International Association or its members are not related to Gallup Inc., headquartered in Washington D.C. which is no longer a member of Gallup International Association. Gallup International Association does not accept responsibility for opinion polling other than its own. We require that our surveys be credited fully as Gallup International (not Gallup or Gallup Poll).



In general, do you think that things in France are heading in the right direction or the wrong direction?

(base: All respondents)

	Total	Gender		Age							Working Status						Income			Education				
		Male (a)	Female (b)	Under 18 (a)	18 – 24 (b)	25 – 34 (c)	35 – 44 (d)	45 – 54 (e)	55 – 64 (f)	65+ (g)	Working full (a)	Working part time (b)	Unempl- oyed (c)	Student (d)	House- wife (e)	Retir- ed/ Disab- led (f)	Low (a)	Medium (b)	High (c)	No educa- tion/ only basic educa- tion (a)	Compl- eted primary (b)	Compl- eted second- ary school (c)	Compl- eted High level educa- tion (Univ- ersity) (d)	Compl- eted Higher level of educa- tion (Mast- ers, PHD, etc.) (e)
Unweighted Base	1007	483	524	-	114	167	183	192	176	175	509	86	81	46	50	232	72	733	125	27	99	258	355	262
Weighted Base	1000	478	522	-	104	156	173	182	170	215	429	76	92	41	59	300	72	744	106	27	125	290	329	222
Right direction	161 16%	93b 20%	67 13%	- -%	16 16%	29 18%	25 15%	29 16%	28 17%	33 15%	69 16%	13 18%	12 13%	12ace 29%	4 7%	50 17%	7 10%	120 16%	27ab 26%	3 10%	14 11%	37 13%	59 18%	46bc 21%
Wrong direction	739 74%	338 71%	401a 77%	- -%	78 75%	107 68%	139ce 80%	127 70%	131 77%	157 73%	318d 74%	52 68%	74d 80%	25 61%	51bd 86%	219 73%	58c 80%	547 74%	70 66%	21 76%	98 78%	224e 77%	241 73%	151 68%
Don't know/ no answer	100 10%	46 10%	54 10%	- -%	9 9%	21df 13%	9 5%	26df 14%	10 6%	25d 12%	42 10%	11 14%	7 7%	5 11%	5 8%	31 10%	7 10%	77 10%	9 8%	4 14%	14 11%	29 10%	29 9%	25 11%

95 percent as lower case or *

End of Year Survey 2016 was carried out by BVA.

Disclaimer: Gallup International Association or its members are not related to Gallup Inc., headquartered in Washington D.C. which is no longer a member of Gallup International Association. Gallup International Association does not accept responsibility for opinion polling other than its own. We require that our surveys be credited fully as Gallup International (not Gallup or Gallup Poll).

In general, do you think that things in France are heading in the right direction or the wrong direction?

(base: All excluding "Don't know/no response")

	Gender		Age								Working Status						Income			Education				
	Total	Male (a)	Female (b)	Under 18 (a)	18 – 24 (b)	25 – 34 (c)	35 – 44 (d)	45 – 54 (e)	55 – 64 (f)	65+ (g)	Working full (a)	Working part time (b)	Unempl- oyed (c)	Student (d)	House- wife (e)	Retir- ed/ Disab- led (f)	Low (a)	Medium (b)	High (c)	No edu- cation/ only basic education (a)	Com- pleted primary (b)	Com- pleted second- ary school (c)	Com- pleted High level educa- tion (Univ- ersity) (d)	Com- pleted Higher level of educa- tion (Mast- ers, PHD, etc.) (e)
Unweighted Base	907	436	471	-	102	149	172	167	160	157	458	76	76	40	47	208	67	657	114	23	88	237	319	234
Weighted Base	900	432	468	-	95	135	164	156	160	190	387	65	86	37	55	269	65	667	97	23	112	262	300	197
Right direction	161 18%	93b 22%	67 14%	- -%	16 17%	29 21%	25 15%	29 19%	28 18%	33 17%	69 18%	13e 21%	12 14%	12ace 32%	4 7%	50 18%	7 11%	120 18%	27ab 28%	3 11%	14 13%	37 14%	59 20%	48bc 23%
Wrong direction	739 82%	338 78%	401a 86%	- -%	78 83%	107 79%	139 85%	127 81%	131 82%	157 83%	318d 82%	52 79%	74d 86%	25 68%	51bd 93%	219 82%	58c 89%	547c 82%	70 72%	21 86%	98e 87%	224e 86%	241 80%	151 77%

95 percent as lower case or *

End of Year Survey 2016 was carried out by BVA.

Disclaimer: Gallup International Association or its members are not related to Gallup Inc., headquartered in Washington D.C. which is no longer a member of Gallup International Association. Gallup International Association does not accept responsibility for opinion polling other than its own. We require that our surveys be credited fully as Gallup International (not Gallup or Gallup Poll).



If there was a referendum tomorrow in your country on whether France should remain a part of the European Union, would you vote to stay in the European Union or to leave the European Union?

(base: All respondents)

	Gender			Age							Working Status						Income			Education				
	Total	Male (a)	Female (b)	Under 18 (a)	18 – 24 (b)	25 – 34 (c)	35 – 44 (d)	45 – 54 (e)	55 – 64 (f)	65+ (g)	Working full (a)	Working part time (b)	Unempl- oyed (c)	Student (d)	House- wife (e)	Retir- ed/ Disab- led (f)	Low (a)	Medium (b)	High (c)	No educa- tion/ only basic educa- tion (a)	Compl- eted primary (b)	Compl- eted second- ary school (c)	Compl- eted High level educa- tion (Univ- ersity) (d)	Compl- eted Higher level of educa- tion (Mast- ers, PHD, etc.) (e)
Unweighted Base	1007	483	524	-	114	167	183	192	176	175	509	86	81	46	50	232	72	733	125	27	99	258	355	262
Weighted Base	1000	478	522	-	104	156	173	182	170	215	429	76	92	41	59	300	72	744	106	27	125	290	329	222
Stay in the Europe Union	676 68%	335 70%	341 65%	- -%	89 86%	103 66%	108 63%	115 63%	122 72%	160de 74%	282e 66%	48 64%	52 56%	33oe 80%	30 51%	229aboe 76%	43 59%	500 67%	87ab 82%	17 61%	53 42%	171b 58%	252bc 77%	182bc 82%
Leave the European Union	324 32%	143 30%	181 35%	- -%	35 34%	53 34%	65g 37%	67g 37%	48 28%	55 26%	146f 34%	27f 36%	40df 44%	8 20%	29adf 49%	71 24%	29c 41%	244c 33%	19 18%	11 39%	72ode 58%	120de 41%	77 23%	40 18%

95 percent as lower case or *

End of Year Survey 2016 was carried out by BVA.

Disclaimer: Gallup International Association or its members are not related to Gallup Inc., headquartered in Washington D.C. which is no longer a member of Gallup International Association. Gallup International Association does not accept responsibility for opinion polling other than its own. We require that our surveys be credited fully as Gallup International (not Gallup or Gallup Poll).



If there was a referendum tomorrow in your country on whether France should remain a part of the European Union, would you vote to stay in the European Union or to leave the European Union?

(base: All excluding "Don't know/no response")

	Gender			Age							Working Status						Income			Education				
	Total	Male (a)	Female (b)	Under 18 (a)	18 – 24 (b)	25 – 34 (c)	35 – 44 (d)	45 – 54 (e)	55 – 64 (f)	65+ (g)	Working full (a)	Working part time (b)	Unempl-oyed (c)	Student (d)	House-wife (e)	Retir-ed/ Disab-led (f)	Low (a)	Medium (b)	High (c)	No educ-ation/ only basic education (a)	Compl-eted primary (b)	Compl-eted second-ary school (c)	Compl-eted High level education (University) (d)	Compl-eted Higher level of education (Mast-ers, PHD, etc.) (e)
Unweighted Base	1007	483	524	-	114	167	183	192	176	175	509	86	81	46	50	232	72	733	125	27	99	258	355	262
Weighted Base	1000	478	522	-	104	158	173	182	170	215	429	76	92	41	59	300	72	744	106	27	125	290	329	222
Stay in the Europe Union	678 68%	335 70%	341 65%	- -%	89 86%	103 66%	108 63%	115 63%	122 72%	160de 74%	282e 68%	48 64%	52 56%	33ce 80%	30 51%	229abce 76%	43 59%	500 67%	87ab 82%	17 61%	53 42%	171b 59%	252bc 77%	182bc 82%
Leave the European Union	324 32%	143 30%	181 35%	- -%	35 34%	53 34%	65g 37%	67g 37%	48 28%	55 26%	146f 34%	27f 36%	40df 44%	8 20%	29adf 49%	71 24%	29c 41%	244c 33%	19 18%	11 39%	72cde 58%	120de 41%	77 23%	40 18%

95 percent as lower case or *

End of Year Survey 2016 was carried out by BVA.

Disclaimer: Gallup International Association or its members are not related to Gallup Inc., headquartered in Washington D.C. which is no longer a member of Gallup International Association. Gallup International Association does not accept responsibility for opinion polling other than its own. We require that our surveys be credited fully as Gallup International (not Gallup or Gallup Poll).



Do you think that generally France should receive more or fewer migrants and refugees than they are currently receiving today?

(base: All respondents)

	Gender			Age							Working Status						Income			Education				
	Total	Male (a)	Female (b)	Under 18 (a)	18 – 24 (b)	25 – 34 (c)	35 – 44 (d)	45 – 54 (e)	55 – 64 (f)	65+ (g)	Working full (a)	Working part time (b)	Unempl- oyed (c)	Student (d)	House- wife (e)	Retir- ed/ Disab- led (f)	Low (a)	Medium (b)	High (c)	No educa- tion/ only basic educa- tion (a)	Comple- ted primary (b)	Comple- ted second- ary school (c)	Comple- ted High level educa- tion (Univ- ersity) (d)	Comple- ted Higher level of educa- tion (Mast- ers, PHD, etc.) (e)
Unweighted Base	1007	483	524	-	114	167	183	192	176	175	509	86	81	46	50	232	72	733	125	27	99	258	355	262
Weighted Base	1000	478	522	-	104	156	173	182	170	215	429	76	92	41	59	300	72	744	106	27	125	290	329	222
More	82 8%	38 8%	45 9%	- -%	13 13%	19 12%	13 7%	13 7%	11 6%	14 6%	43 10%	5 6%	5 5%	5 12%	6 10%	19 6%	3 5%	65 9%	11 10%	1 4%	7 6%	20 7%	28 8%	26c 12%
The same amount	325 32%	164 34%	160 31%	- -%	43f 41%	53f 34%	59f 34%	58 32%	40 24%	72f 34%	131 31%	25 33%	35 38%	24abcef 59%	14 24%	94 31%	30b 42%	225 30%	48b 46%	2 8%	25 20%	85 29%	112b 34%	100bd 45%
Less	545 55%	255 53%	290 56%	- -%	38 36%	76b 49%	93b 54%	105b 58%	114bdg 67%	120b 56%	235d 55%	45d 60%	48d 52%	8 20%	33d 56%	176d 59%	33 46%	420c 57%	43 41%	23 86%	91ode 72%	169e 58%	176e 53%	83 38%
Don't know/ no answer	47 5%	21 4%	26 5%	- -%	11efg 10%	7 5%	9 5%	6 3%	5 3%	9 4%	20 5%	1 1%	4 5%	4b 9%	6b 10%	12 4%	6 8%	33 4%	3 3%	1 3%	3 2%	17 6%	13 4%	12 6%

95 percent as lower case or *

End of Year Survey 2016 was carried out by BVA.

Disclaimer: Gallup International Association or its members are not related to Gallup Inc., headquartered in Washington D.C. which is no longer a member of Gallup International Association. Gallup International Association does not accept responsibility for opinion polling other than its own. We require that our surveys be credited fully as Gallup International (not Gallup or Gallup Poll).



Do you think that generally France should receive more or fewer migrants and refugees than they are currently receiving today?

(base: All excluding "Don't know/no response")

	Gender			Age							Working Status						Income			Education					
	Total	Male (a)	Female (b)	Under 18 (a)	18 – 24 (b)	25 – 34 (c)	35 – 44 (d)	45 – 54 (e)	55 – 64 (f)	65+ (g)	Working full (a)	Working part time (b)	Unempl- oyed (c)	Student (d)	House- wife (e)	Retir- ed/ Disab- led (f)	Low (a)	Medium (b)	High (c)	No educ- ation/ only basic educ- ation (Univ- ersity) (a)	Compl- eted primary (b)	Compl- eted second- ary school (c)	Compl- eted High level educ- ation (Univ- ersity) (d)	Compl- eted Higher level of educ- ation (Mast- ers, PHD, etc.) (e)	
Unweighted Base	954	461	493	-	99	160	171	186	170	168	483	84	75	40	47	224	64	701	120	26	95	243	340	246	
Weighted Base	953	457	496	-	93	149	164	176	165	206	409	75	88	38	54	289	66	711	103	26	123	273	316	210	
More	82 9%	38 8%	45 9%	- -%	13fg 14%	19 13%	13 8%	13 7%	11 7%	14 7%	43 10%	5 6%	5 6%	5 13%	6 11%	19 7%	3 5%	65 9%	11 11%	1 4%	7 6%	20 7%	28 9%	26c 13%	
The same amount	325 34%	164 36%	160 32%	- -%	43ef 46%	53f 36%	59f 36%	58 33%	40 24%	72f 35%	131 32%	25 33%	35 40%	24abcef 65%	14 27%	94 32%	30b 45%	225 32%	48b 47%	2 8%	25 20%	85 31%	112b 36%	100bcd 48%	
Less	545 57%	255 56%	290 56%	- -%	38 40%	76 51%	93b 56%	105b 60%	114bcdg 69%	120b 58%	235d 57%	45d 61%	48d 54%	8 22%	33d 62%	176d 61%	33 50%	420c 59%	43 42%	23 88%	91cde 74%	169e 62%	176e 56%	83 40%	
95 percent as lower case or *																									

95 percent as lower case or *

End of Year Survey 2016 was carried out by BVA.

Disclaimer: Gallup International Association or its members are not related to Gallup Inc., headquartered in Washington D.C. which is no longer a member of Gallup International Association. Gallup International Association does not accept responsibility for opinion polling other than its own. We require that our surveys be credited fully as Gallup International (not Gallup or Gallup Poll).

