



END OF YEAR SURVEY 2016

Gallup International Association opinion poll in 66 countries across the globe

- Country overall direction
- EU membership
- Attitudes towards migrants and refugees

COUNTRY REPORT: GERMANY

November-December 2016



Disclaimer: Gallup International Association or its members are not related to Gallup Inc., headquartered in Washington D.C. which is no longer a member of Gallup International Association. Gallup International Association does not accept responsibility for opinion polling other than its own. We require that our surveys be credited fully as Gallup International (not Gallup or Gallup Poll).



METHODOLOGY

The End of Year Survey is an annual tradition initiated by and designed under the chairmanship of Dr. George Gallup in 1977. It is conducted every year since then. This year it was carried out by the Gallup International Association in 69 countries around the world.

A total of 66541 people were interviewed globally. In each country a representative sample of around 1000 men and women was interviewed either face to face (25 countries; n=29211), via telephone (13 countries; n=10754), online (25 countries; n=23947) or through mixed methods (3 countries; n=2629). The field work was conducted during October-December 2016. The margin of error for the survey is between +/-3-5% at 95% confidence level.

In Germany End of Year Survey 2016 was carried out by Produkt + Markt.

ABOUT GALLUP INTERNATIONAL ASSOCIATION

Gallup International was founded in May 1947 (Loxwood Hall, Sussex, England) by Dr. George Gallup together with 11 opinion research institutes from all over the world. It is the oldest and most known global polling organization, which fathers and mothers are among the people who established the key professional bodies of the market and opinion research industry: APOR, WAPOR and ESOMAR.

Gallup International Association (GIA) is registered in Zurich, Switzerland and is a nonprofit entity (verein). Currently the Association through its members, associates and partners covers more than 60 countries on all continents and about 80% of the global population. Our members/associates/partners are leading national institutes (only one per country) with profound local knowledge of research methods and techniques, statistical data, custom and culture differences of its our country. GIA works on a daily basis to share knowledge, new research tools and to provide the most appropriate solutions to international research projects and service the client to the best of our abilities. The Association has an unique and recognized experience and capacity to work all over the globe.

Gallup International Association is managed by five elected Board of Directors: Johnny Heald, Michael Nitsche, Andrei Milekhin, Steven Kang and Kancho Stoychev.

Disclaimer: Gallup International Association or its members are not related to Gallup Inc., headquartered in Washington D.C which is no longer a member of Gallup International Association. Gallup International Association does not accept responsibility for opinion polling other than its own. We require that our surveys be credited fully as Gallup International (not Gallup or Gallup Poll).

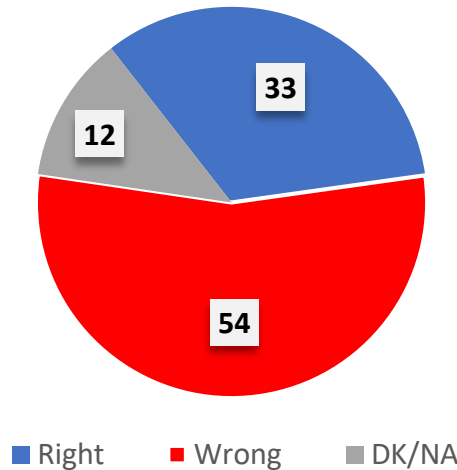
■ Country overall direction

■ EU membership

■ Attitudes towards migrants and refugees

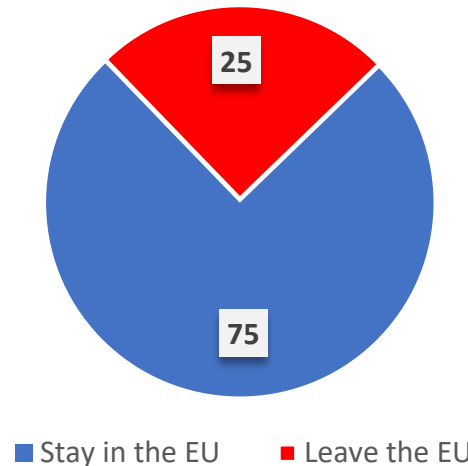
In general, do you think that things in **Germany** are heading in the right direction or the wrong direction?

Country Overall Direction



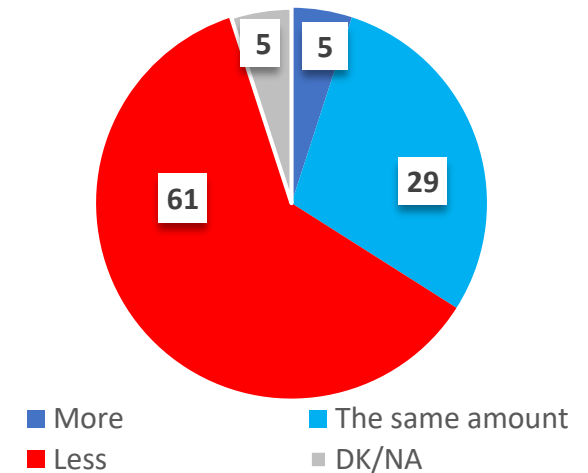
If there was a referendum tomorrow in your country on whether **Germany** should remain a part of the European Union, would you vote to stay in the European Union or to leave the European Union?

EU Membership



Do you think that generally **Germany** should receive more or fewer migrants and refugees than they are currently receiving today?

Migrants and refugees



End of Year Survey 2016 was carried out by Produkt + Markt.

Disclaimer: Gallup International Association or its members are not related to Gallup Inc., headquartered in Washington D.C. which is no longer a member of Gallup International Association. Gallup International Association does not accept responsibility for opinion polling other than its own. We require that our surveys be credited fully as Gallup International (not Gallup or Gallup Poll).

In general, do you think that things in Germany are heading in the right direction or the wrong direction?

(base: All respondents)

	Gender			Age							Working Status						Income			Education				
Total	Male (a)	Female (b)		Under 18 (a)	18 – 24 (b)	25 – 34 (c)	35 – 44 (d)	45 – 54 (e)	55 – 64 (f)	65+ (g)	Working full (a)	Working part time (b)	Unem- ployed (c)	Student (d)	House- wife (e)	Retir- ed/ Disab- led (f)	Low (a)	Medium (b)	High (c)	No educa- tion/ only basic educa- tion (a)	Compl- eted primary (b)	Compl- eted second- ary school (c)	Compl- eted High level educa- tion (Univ- ersity) (d)	Compl- eted Higher level of educa- tion (Mast- ers, PHD, etc.) (e)
Unweighted Base	1006	495	511	-	126	155	191	199	158	177	505	122	28	72	60	210	168	394	342	5	61	615	228	93
Weighted Base	1000	503	497	-	90	150	150	200	160	250	463	122	27	54	56	270	158	399	339	3	68	602	230	92
Right direction	334 33%	188b 37%	145 28%	- -%	29 33%	47 31%	47 32%	62 31%	53 33%	95 38%	161 35%	34 28%	7 25%	24be 44%	13 23%	94 35%	44 28%	124 31%	140ab 41%	1 40%	23 33%	167 28%	88c 38%	52bed 57%
Wrong direction	541 54%	279 55%	263 53%	- -%	44 49%	76 51%	84 56%	115 57%	94 59%	129 52%	260d 56%	64d 52%	17 61%	19 36%	30d 54%	148d 55%	92 58%	220 55%	168 50%	1 42%	37e 55%	351de 58%	116e 51%	34 37%
Don't know/ no answer	125 12%	36 7%	89a 18%	- -%	16fg 18%	27fg 18%	19 13%	23 12%	13 8%	26 10%	43 9%	25af 20%	4 13%	11af 20%	13af 23%	28 10%	22 14%	54 14%	31 9%	1 18%	8 12%	83 14%	25 11%	6 7%

95 percent as lower case or *

End of Year Survey 2016 was carried out by Produkt + Markt.

Disclaimer: Gallup International Association or its members are not related to Gallup Inc., headquartered in Washington D.C. which is no longer a member of Gallup International Association. Gallup International Association does not accept responsibility for opinion polling other than its own. We require that our surveys be credited fully as Gallup International (not Gallup or Gallup Poll).

In general, do you think that things in Germany are heading in the right direction or the wrong direction?

(base: All excluding "Don't know/no response")

	Gender		Age								Working Status						Income			Education				
	Total	Male (a)	Female (b)	Under 18 (a)	18 – 24 (b)	25 – 34 (c)	35 – 44 (d)	45 – 54 (e)	55 – 64 (f)	65+ (g)	Working full (a)	Working part time (b)	Unempl- oyed (c)	Student (d)	House- wife (e)	Retir- ed/ Disab- led (f)	Low (a)	Medium (b)	High (c)	No edu- cation/ only basic edu- cation (a)	Com- pleted primary (b)	Com- pleted second- ary school (c)	Com- pleted High level edu- cation (Univ- ersity) (d)	Com- pleted Higher level of edu- cation (Mast- ers, PHD, etc.) (e)
Unweighted Base	874	457	417	-	102	127	166	176	144	159	455	97	24	57	46	189	143	339	309	4	54	525	202	86
Weighted Base	875	467	408	-	74	123	131	177	147	224	420	98	23	43	43	242	136	345	308	3	60	518	204	86
Right direction	334 38%	188 40%	145 36%	- -%	29 40%	47 38%	47 36%	62 35%	53 36%	95 42%	161 38%	34 35%	7 29%	24abef 55%	13 30%	94 39%	44 32%	124 36%	140ab 45%	1 49%	23 38%	167 32%	88c 43%	52bcd 61%
Wrong direction	541 62%	279 60%	263 64%	- -%	44 60%	76 62%	84 64%	115 65%	94 64%	129 58%	260d 62%	64d 65%	17 71%	19 45%	30d 70%	148d 61%	92c 68%	220c 64%	168 55%	1 51%	37e 62%	351de 88%	116e 57%	34 39%

95 percent as lower case or *

End of Year Survey 2016 was carried out by Produkt + Markt.

Disclaimer: Gallup International Association or its members are not related to Gallup Inc., headquartered in Washington D.C. which is no longer a member of Gallup International Association. Gallup International Association does not accept responsibility for opinion polling other than its own. We require that our surveys be credited fully as Gallup International (not Gallup or Gallup Poll).

If there was a referendum tomorrow in your country on whether Germany should remain a part of the European Union, would you vote to stay in the European Union or to leave the European Union?

(base: All respondents)

	Total	Gender		Age							Working Status						Income			Education				
		Male (a)	Female (b)	Under 18 (a)	18 – 24 (b)	25 – 34 (c)	35 – 44 (d)	45 – 54 (e)	55 – 64 (f)	65+ (g)	Working full (a)	Working part time (b)	Unempl- oyed (c)	Student (d)	House- wife (e)	Retir- ed/ Disab- led (f)	Low (a)	Medium (b)	High (c)	No educa- tion/ only basic educa- tion (a)	Com- pleted primary (b)	Com- pleted second- ary school (c)	Com- pleted High level educa- tion (Univ- ersity) (d)	Com- pleted Higher level of educa- tion (Mast- ers, PHD, etc.) (e)
Unweighted Base	1006	495	511	-	126	155	191	199	158	177	505	122	28	72	60	210	168	394	342	5	61	615	228	93
Weighted Base	1000	503	497	-	90	150	150	200	160	250	463	122	27	54	56	270	158	399	339	3	68	602	230	92
Stay in the Europe Union	748 75%	352 70%	396a 80%	- -%	77dfg 85%	121fg 80%	108 72%	155 77%	113 71%	175 70%	361f 78%	89 73%	18 66%	48abf 89%	44 79%	182 67%	106 67%	295 74%	275ab 81%	2 75%	41 60%	437b 73%	186bc 81%	80bc 86%
Leave the European Union	252 25%	151b 30%	101 20%	- -%	13 15%	29 20%	42b 28%	45 23%	47bc 29%	75bc 30%	102d 22%	33d 27%	9 34%	6 11%	12 21%	88ad 33%	52c 33%	104c 26%	64 19%	1 25%	28cde 40%	165de 27%	44 19%	12 14%

95 percent as lower case or *

End of Year Survey 2016 was carried out by Produkt + Markt.

Disclaimer: Gallup International Association or its members are not related to Gallup Inc., headquartered in Washington D.C. which is no longer a member of Gallup International Association. Gallup International Association does not accept responsibility for opinion polling other than its own. We require that our surveys be credited fully as Gallup International (not Gallup or Gallup Poll).

If there was a referendum tomorrow in your country on whether Germany should remain a part of the European Union, would you vote to stay in the European Union or to leave the European Union?
(base: All excluding “Don’t know/no response”)

	Gender			Age							Working Status						Income			Education				
	Total	Male (a)	Female (b)	Under 18 (a)	18 – 24 (b)	25 – 34 (c)	35 – 44 (d)	45 – 54 (e)	55 – 64 (f)	65+ (g)	Working full (a)	Working part time (b)	Unempl- oyed (c)	Student (d)	House- wife (e)	Retir- ed/ Disab- led (f)	Low (a)	Medium (b)	High (c)	No educ- ation/ only basic educ- ation (a)	Compl- eted primary (b)	Compl- eted second- ary school (c)	Compl- eted High level educ- ation (Univ- ersity) (d)	Compl- eted Higher level of educ- ation (Mast- ers, PhD, etc.) (e)
Unweighted Base	1006	495	511	-	126	155	191	199	158	177	505	122	28	72	60	210	168	394	342	5	61	615	228	93
Weighted Base	1000	503	497	-	90	150	150	200	160	250	463	122	27	54	56	270	158	399	339	3	68	602	230	92
Stay in the Europe Union	748 75%	352 70%	396a 80%	- -%	77dfg 85%	121fg 80%	108 72%	155 77%	113 71%	175 70%	361f 78%	89 73%	18 66%	48abf 89%	44 79%	182 67%	106 67%	295 74%	275ab 81%	2 75%	41 60%	437b 73%	186bc 81%	80bc 86%
Leave the European Union	252 25%	151b 30%	101 20%	- -%	13 15%	29 20%	42b 28%	45 23%	47bc 29%	75bc 30%	102d 22%	33d 27%	9 34%	6 11%	12 21%	88ad 33%	52c 33%	104c 26%	64 19%	1 25%	28cd 40%	165de 27%	44 19%	12 14%

95 percent as lower case or *

End of Year Survey 2016 was carried out by Produkt + Markt.

Disclaimer: Gallup International Association or its members are not related to Gallup Inc., headquartered in Washington D.C. which is no longer a member of Gallup International Association. Gallup International Association does not accept responsibility for opinion polling other than its own. We require that our surveys be credited fully as Gallup International (not Gallup or Gallup Poll).

Do you think that generally Germany should receive more or fewer migrants and refugees than they are currently receiving today?

(base: All respondents)

	Gender		Age								Working Status						Income			Education				
	Total	Male (a)	Female (b)	Under 18 (a)	18 – 24 (b)	25 – 34 (c)	35 – 44 (d)	45 – 54 (e)	55 – 64 (f)	65+ (g)	Working full (a)	Working part time (b)	Unemployed (c)	Student (d)	Housewife (e)	Retired/Disabled (f)	Low (a)	Medium (b)	High (c)	No education/only basic education (a)	Completed primary (b)	Completed secondary school (c)	Completed High level education (University) (d)	Completed Higher level of education (Masters, PHD, etc.) (e)
Unweighted Base	1006	495	511	-	126	155	191	199	158	177	505	122	28	72	80	210	168	394	342	5	61	615	228	93
Weighted Base	1000	503	497	-	90	150	150	200	160	250	463	122	27	54	56	270	158	399	339	3	68	602	230	92
More	49 5%	24 5%	24 5%	- -%	7g 8%	9 6%	7 4%	10 5%	9 6%	7 3%	24 5%	8 6%	1 3%	4 7%	1 2%	11 4%	10 6%	15 4%	19 6%	1 34%	2 3%	28 5%	11 5%	7 7%
The same amount	291 29%	155 31%	135 27%	- -%	31 34%	43 29%	38 26%	58 29%	52 32%	69 28%	139 30%	36 30%	4 14%	25abef 47%	11 20%	72 27%	40 25%	104 26%	119ab 35%	1 40%	14 20%	157 26%	78bc 34%	39bc 42%
Less	608 61%	306 61%	302 61%	- -%	43 48%	88 59%	94b 63%	124b 62%	93 58%	166b 66%	278d 60%	73d 60%	21 77%	19 36%	37d 66%	177d 65%	98 62%	261c 65%	191 56%	1 25%	51de 74%	378e 63%	131 57%	45 49%
Don't know/ no answer	53 5%	17 3%	36a 7%	- -%	9efg 10%	10 7%	11 7%	8 4%	6 4%	8 3%	22 5%	5 4%	2 6%	8abf 11%	7abf 12%	10 4%	10 6%	20 5%	10 3%	- -%	2 3%	38 6%	11 5%	2 2%

95 percent as lower case or *

End of Year Survey 2016 was carried out by Produkt + Markt.

Disclaimer: Gallup International Association or its members are not related to Gallup Inc., headquartered in Washington D.C. which is no longer a member of Gallup International Association. Gallup International Association does not accept responsibility for opinion polling other than its own. We require that our surveys be credited fully as Gallup International (not Gallup or Gallup Poll).



Do you think that generally Germany should receive more or fewer migrants and refugees than they are currently receiving today?

(base: All excluding "Don't know/no response")

	Gender			Age							Working Status						Income			Education				
	Total	Male (a)	Female (b)	Under 18 (a)	18 – 24 (b)	25 – 34 (c)	35 – 44 (d)	45 – 54 (e)	55 – 64 (f)	65+ (g)	Working full (a)	Working part time (b)	Unempl- oyed (c)	Student (d)	House- wife (e)	Retired/ Disab- led (f)	Low (a)	Medium (b)	High (c)	No educa- tion/ only basic educa- tion (a)	Comple- ted primary (b)	Comple- ted second- ary school (c)	Comple- ted High level educa- tion (Univ- ersity) (d)	Comple- ted Higher level of educa- tion (Mast- ers, PHD, etc.) (e)
Unweighted Base	947	476	471	-	113	144	177	190	152	171	478	117	26	64	52	202	157	372	330	5	58	574	215	91
Weighted Base	947	486	461	-	81	140	139	192	154	242	441	117	25	48	50	259	148	379	329	3	66	564	219	90
More	49 5%	24 5%	24 5%	- -%	7g 9%	9 6%	7 5%	10 5%	9 6%	7 3%	24 5%	8 7%	1 3%	4 8%	1 2%	11 4%	10 7%	15 4%	19 6%	1 34%	2 3%	28 5%	11 5%	7 7%
The same amount	291 31%	155 32%	135 29%	- -%	31 38%	43 31%	38 28%	58 30%	52 34%	69 29%	139 31%	36 31%	4 15%	25abef 52%	11 23%	72 28%	40 27%	104 27%	119ab 36%	1 40%	14 21%	157 28%	78bc 35%	39bc 43%
Less	608 64%	306 63%	302 65%	- -%	43 53%	88 63%	94b 68%	124b 65%	93 60%	166b 69%	278d 63%	73d 62%	21 82%	19 40%	37d 75%	177d 68%	98 67%	261c 69%	191 58%	1 25%	51de 76%	378e 67%	131 60%	45 50%

95 percent as lower case or *

End of Year Survey 2016 was carried out by Produkt + Markt.

Disclaimer: Gallup International Association or its members are not related to Gallup Inc., headquartered in Washington D.C. which is no longer a member of Gallup International Association. Gallup International Association does not accept responsibility for opinion polling other than its own. We require that our surveys be credited fully as Gallup International (not Gallup or Gallup Poll).