



END OF YEAR SURVEY 2016

Gallup International Association opinion poll in 66 countries across the globe

- Country overall direction
- EU membership
- Attitudes towards migrants and refugees

COUNTRY REPORT: ITALY

November-December 2016



Disclaimer: Gallup International Association or its members are not related to Gallup Inc., headquartered in Washington D.C. which is no longer a member of Gallup International Association. Gallup International Association does not accept responsibility for opinion polling other than its own. We require that our surveys be credited fully as Gallup International (not Gallup or Gallup Poll).



METHODOLOGY

The End of Year Survey is an annual tradition initiated by and designed under the chairmanship of Dr. George Gallup in 1977. It is conducted every year since then. This year it was carried out by the Gallup International Association in 69 countries around the world.

A total of 66541 people were interviewed globally. In each country a representative sample of around 1000 men and women was interviewed either face to face (25 countries; n=29211), via telephone (13 countries; n=10754), online (25 countries; n=23947) or through mixed methods (3 countries; n=2629). The field work was conducted during October-December 2016. The margin of error for the survey is between +/-3-5% at 95% confidence level.

In Italy End of Year Survey 2016 was carried out by DOXA.

ABOUT GALLUP INTERNATIONAL ASSOCIATION

Gallup International was founded in May 1947 (Loxwood Hall, Sussex, England) by Dr. George Gallup together with 11 opinion research institutes from all over the world. It is the oldest and most known global polling organization, which fathers and mothers are among the people who established the key professional bodies of the market and opinion research industry: APOR, WAPOR and ESOMAR.

Gallup International Association (GIA) is registered in Zurich, Switzerland and is a nonprofit entity (verein). Currently the Association through its members, associates and partners covers more than 60 countries on all continents and about 80% of the global population. Our members/associates/partners are leading national institutes (only one per country) with profound local knowledge of research methods and techniques, statistical data, custom and culture differences of its our country. GIA works on a daily basis to share knowledge, new research tools and to provide the most appropriate solutions to international research projects and service the client to the best of our abilities. The Association has an unique and recognized experience and capacity to work all over the globe.

Gallup International Association is managed by five elected Board of Directors: Johnny Heald, Michael Nitsche, Andrei Milekhin, Steven Kang and Kancho Stoychev.

Disclaimer: Gallup International Association or its members are not related to Gallup Inc., headquartered in Washington D.C which is no longer a member of Gallup International Association. Gallup International Association does not accept responsibility for opinion polling other than its own. We require that our surveys be credited fully as Gallup International (not Gallup or Gallup Poll).

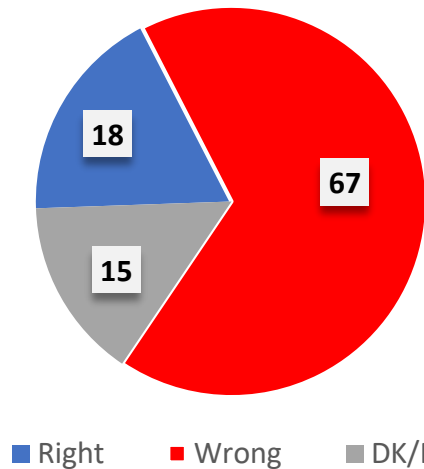
■ Country overall direction

■ EU membership

■ Attitudes towards migrants and refugees

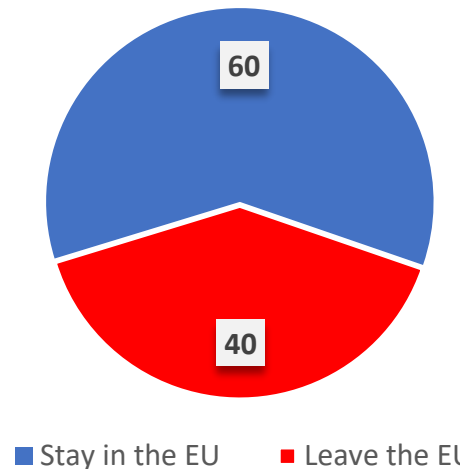
In general, do you think that things in **Italy** are heading in the right direction or the wrong direction?

Country Overall Direction



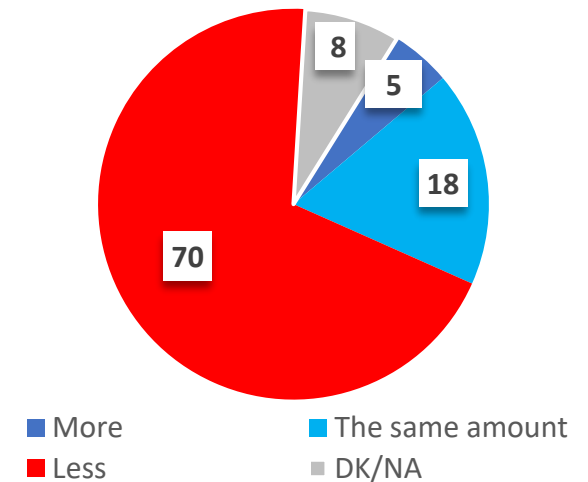
If there was a referendum tomorrow in your country on whether **Italy** should remain a part of the European Union, would you vote to stay in the European Union or to leave the European Union?

EU Membership



Do you think that generally **Italy** should receive more or fewer migrants and refugees than they are currently receiving today?

Migrants and refugees



End of Year Survey 2016 was carried out by DOXA.

Disclaimer: Gallup International Association or its members are not related to Gallup Inc., headquartered in Washington D.C. which is no longer a member of Gallup International Association. Gallup International Association does not accept responsibility for opinion polling other than its own. We require that our surveys be credited fully as Gallup International (not Gallup or Gallup Poll).



In general, do you think that things in Italy are heading in the right direction or the wrong direction?

(base: All respondents)

	Gender			Age							Education						
	Total	Male (a)	Female (b)	Under 18 (a)	18 – 24 (b)	25 – 34 (c)	35 – 44 (d)	45 – 54 (e)	55 – 64 (f)	65+ (g)	Master (a)	Degree (b)	Degree (3 years) (c)	Senior high school with diploma (d)	Junior high school with diploma (e)	Ele mentary school with leaving cert ificate (f)	No school (g)
Unweighted Base	1014	515	499	-	126	208	258	263	161	-	39	209	121	565	76	3	1
Weighted Base	1014	515	499	-	126	208	258	263	161	-	39	209	121	565	76	3	1
Right direction	181 18%	111b 22%	70 14%	- -%	24 19%	31 15%	44 17%	49 19%	33 20%	- -%	5 13%	51de 24%	23 19%	92 16%	9 12%	1 33%	- -%
Wrong direction	683 67%	336 65%	347 70%	- -%	83 66%	141 68%	171 66%	176 67%	112 70%	- -%	27 69%	126 60%	78 64%	395b 70%	54 71%	2 67%	1 100%
Don't know/ no answer	150 15%	68 13%	82 16%	- -%	19 15%	34 17%	43 17%	38 14%	16 10%	- -%	7 18%	32 15%	20 17%	78 14%	13 17%	- -%	- -%

End of Year Survey 2016 was carried out by DOXA.

Disclaimer: Gallup International Association or its members are not related to Gallup Inc., headquartered in Washington D.C. which is no longer a member of Gallup International Association. Gallup International Association does not accept responsibility for opinion polling other than its own. We require that our surveys be credited fully as Gallup International (not Gallup or Gallup Poll).

In general, do you think that things in Italy are heading in the right direction or the wrong direction?

(base: All excluding "Don't know/no response")

	Gender			Age							Education						
	Total	Male (a)	Female (b)	Under 18 (a)	18 – 24 (b)	25 – 34 (c)	35 – 44 (d)	45 – 54 (e)	55 – 64 (f)	65+ (g)	Master (a)	Degree (b)	Degree (3 years) (c)	Senior high school with diploma (d)	Junior high school with diploma (e)	Ele mentary school with leaving cert ificate (f)	No school (g)
Unweighted Base	864	447	417	-	107	172	215	225	145	-	32	177	101	487	63	3	1
Weighted Base	864	447	417	-	107	172	215	225	145	-	32	177	101	487	63	3	1
Right direction	181 21%	111b 25%	70 17%	- -%	24 22%	31 18%	44 20%	49 22%	33 23%	- -%	5 16%	51de 29%	23 23%	92 19%	9 14%	1 33%	- -%
Wrong direction	683 79%	336 75%	347a 83%	- -%	83 78%	141 82%	171 80%	176 78%	112 77%	- -%	27 84%	126 71%	78 77%	395b 81%	54b 86%	2 67%	1 100%

95 percent as lower case or *

End of Year Survey 2016 was carried out by DOXA.

Disclaimer: Gallup International Association or its members are not related to Gallup Inc., headquartered in Washington D.C. which is no longer a member of Gallup International Association. Gallup International Association does not accept responsibility for opinion polling other than its own. We require that our surveys be credited fully as Gallup International (not Gallup or Gallup Poll).

If there was a referendum tomorrow in your country on whether Italy should remain a part of the European Union, would you vote to stay in the European Union or to leave the European Union?

(base: All respondents)

	Total	Gender		Age							Education						
		Male (a)	Female (b)	Under 18 (a)	18 – 24 (b)	25 – 34 (c)	35 – 44 (d)	45 – 54 (e)	55 – 64 (f)	65+ (g)	Master (a)	Degree (b)	Degree (3 years) (c)	Senior high school with diploma (d)	Junior high school with diploma (e)	Elementary school with leaving certificate (f)	No school (g)
Unweighted Base	1014	515	499	-	126	206	258	263	161	-	39	209	121	565	76	3	1
Weighted Base	1014	515	499	-	126	206	258	263	161	-	39	209	121	565	76	3	1
Stay in the Europe Union	612 80%	287 56%	325a 65%	- -%	88de 70%	125 61%	153 59%	146 56%	100 62%	- -%	30de 77%	144de 69%	73e 60%	333e 59%	31 41%	1 33%	- -%
Leave the European Union	402 40%	228b 44%	174 35%	- -%	38 30%	81 39%	105b 41%	117b 44%	61 38%	- -%	9 23%	65 31%	48 40%	232ab 41%	45abcd 59%	2 67%	1 100%
95 percent as lower case or *																	

End of Year Survey 2016 was carried out by DOXA.

Disclaimer: Gallup International Association or its members are not related to Gallup Inc., headquartered in Washington D.C. which is no longer a member of Gallup International Association. Gallup International Association does not accept responsibility for opinion polling other than its own. We require that our surveys be credited fully as Gallup International (not Gallup or Gallup Poll).



If there was a referendum tomorrow in your country on whether Italy should remain a part of the European Union, would you vote to stay in the European Union or to leave the European Union?

(base: All excluding “Don’t know/no response”)

	Gender			Age							Education						
	Total	Male (a)	Female (b)	Under 18 (a)	18 – 24 (b)	25 – 34 (c)	35 – 44 (d)	45 – 54 (e)	55 – 64 (f)	65+ (g)	Master (a)	Degree (b)	Degree (3 years) (c)	Senior high school with diploma (d)	Junior high school with diploma (e)	Elementary school with leaving certificate (f)	No school (g)
Unweighted Base	1014	515	499	-	126	206	258	263	161	-	39	209	121	565	76	3	1
Weighted Base	1014	515	499	-	126	206	258	263	161	-	39	209	121	565	76	3	1
Stay in the Europe Union	612 60%	287 56%	325a 65%	- -%	88de 70%	125 61%	153 59%	146 56%	100 62%	- -%	30de 77%	144de 69%	73e 60%	333e 59%	31 41%	1 33%	- -%
Leave the European Union	402 40%	228b 44%	174 35%	- -%	38 30%	81 39%	105b 41%	117b 44%	61 38%	- -%	9 23%	65 31%	48 40%	232ab 41%	45abcd 59%	2 67%	1 100%
95 percent as lower case or *																	

End of Year Survey 2016 was carried out by DOXA.

Disclaimer: Gallup International Association or its members are not related to Gallup Inc., headquartered in Washington D.C. which is no longer a member of Gallup International Association. Gallup International Association does not accept responsibility for opinion polling other than its own. We require that our surveys be credited fully as Gallup International (not Gallup or Gallup Poll).



Do you think that generally Italy should receive more or fewer migrants and refugees than they are currently receiving today?

(base: All respondents)

	Gender			Age							Education						
	Total	Male (a)	Female (b)	Under 18 (a)	18 – 24 (b)	25 – 34 (c)	35 – 44 (d)	45 – 54 (e)	55 – 64 (f)	65+ (g)	Master (a)	Degree (b)	Degree (3 years) (c)	Senior high school with diploma (d)	Junior high school with diploma (e)	Ele mentary school with leaving cert ificate (f)	No school (g)
Unweighted Base	1014	515	499	-	126	206	258	263	161	-	39	209	121	565	76	3	1
Weighted Base	1014	515	499	-	126	206	258	263	161	-	39	209	121	565	76	3	1
More	51 5%	31 6%	20 4%	- -%	5 4%	14 7%	11 4%	14 5%	7 4%	- -%	8bcde 21%	14 7%	5 4%	21 4%	3 4%	- -%	- -%
The same amount	179 18%	91 18%	88 18%	- -%	28e 22%	48de 23%	40 16%	30 11%	33e 20%	- -%	10e 26%	44e 21%	28e 23%	90 16%	6 8%	1 33%	- -%
Less	705 70%	356 69%	349 70%	- -%	80 63%	131 64%	188c 73%	195bc 74%	111 69%	- -%	21 54%	141 67%	80 66%	401a 71%	59a 78%	2 67%	1 100%
Don't know/ no answer	79 8%	37 7%	42 8%	- -%	13 10%	13 6%	19 7%	24 9%	10 6%	- -%	- -%	10 5%	8 7%	53ab 9%	8a 11%	- -%	- -%

95 percent as lower case or *

End of Year Survey 2016 was carried out by DOXA.

Disclaimer: Gallup International Association or its members are not related to Gallup Inc., headquartered in Washington D.C. which is no longer a member of Gallup International Association. Gallup International Association does not accept responsibility for opinion polling other than its own. We require that our surveys be credited fully as Gallup International (not Gallup or Gallup Poll).

Do you think that generally Italy should receive more or fewer migrants and refugees than they are currently receiving today?

(base: All excluding "Don't know/no response")

	Gender			Age							Education						
	Total	Male (a)	Female (b)	Under 18 (a)	18 – 24 (b)	25 – 34 (c)	35 – 44 (d)	45 – 54 (e)	55 – 64 (f)	65+ (g)	Master (a)	Degree (b)	Degree (3 years) (c)	Senior high school with diploma (d)	Junior high school with diploma (e)	Ele mentary school with leaving cert ificate (f)	No school (g)
Unweighted Base	935	478	457	-	113	193	239	239	151	-	39	199	113	512	68	3	1
Weighted Base	935	478	457	-	113	193	239	239	151	-	39	199	113	512	68	3	1
More	51 5%	31 6%	20 4%	- -%	5 4%	14 7%	11 5%	14 6%	7 5%	- -%	8bcde 21%	14 7%	5 4%	21 4%	3 4%	- -%	- -%
The same amount	179 19%	91 19%	88 19%	- -%	28e 25%	48de 25%	40 17%	30 13%	33e 22%	- -%	10e 26%	44e 22%	28e 25%	90 18%	6 9%	1 33%	- -%
Less	705 75%	356 74%	349 76%	- -%	80 71%	131 68%	188c 79%	195bc 82%	111 74%	- -%	21 54%	141a 71%	80 71%	401ab 78%	59abc 87%	2 67%	1 100%

95 percent as lower case or *

End of Year Survey 2016 was carried out by DOXA.

Disclaimer: Gallup International Association or its members are not related to Gallup Inc., headquartered in Washington D.C. which is no longer a member of Gallup International Association. Gallup International Association does not accept responsibility for opinion polling other than its own. We require that our surveys be credited fully as Gallup International (not Gallup or Gallup Poll).

