



# END OF YEAR SURVEY 2016

Gallup International Association opinion poll in 66 countries across the globe

- Country overall direction
- EU membership
- Attitudes towards migrants and refugees

## COUNTRY REPORT: SPAIN

November-December 2016



Disclaimer: Gallup International Association or its members are not related to Gallup Inc., headquartered in Washington D.C. which is no longer a member of Gallup International Association. Gallup International Association does not accept responsibility for opinion polling other than its own. We require that our surveys be credited fully as Gallup International (not Gallup or Gallup Poll).



## METHODOLOGY

The End of Year Survey is an annual tradition initiated by and designed under the chairmanship of Dr. George Gallup in 1977. It is conducted every year since then. This year it was carried out by the Gallup International Association in 69 countries around the world.

A total of 66541 people were interviewed globally. In each country a representative sample of around 1000 men and women was interviewed either face to face (25 countries; n=29211), via telephone (13 countries; n=10754), online (25 countries; n=23947) or through mixed methods (3 countries; n=2629). The field work was conducted during October-December 2016. The margin of error for the survey is between +/-3-5% at 95% confidence level.

**In Spain End of Year Survey 2016 was carried out by Instituto DYM.**

## ABOUT GALLUP INTERNATIONAL ASSOCIATION

Gallup International was founded in May 1947 (Loxwood Hall, Sussex, England) by Dr. George Gallup together with 11 opinion research institutes from all over the world. It is the oldest and most known global polling organization, which fathers and mothers are among the people who established the key professional bodies of the market and opinion research industry: APOR, WAPOR and ESOMAR.

Gallup International Association (GIA) is registered in Zurich, Switzerland and is a nonprofit entity (verein). Currently the Association through its members, associates and partners covers more than 60 countries on all continents and about 80% of the global population. Our members/associates/partners are leading national institutes (only one per country) with profound local knowledge of research methods and techniques, statistical data, custom and culture differences of its our country. GIA works on a daily basis to share knowledge, new research tools and to provide the most appropriate solutions to international research projects and service the client to the best of our abilities. The Association has an unique and recognized experience and capacity to work all over the globe.

Gallup International Association is managed by five elected Board of Directors: Johnny Heald, Michael Nitsche, Andrei Milekhin, Steven Kang and Kancho Stoychev.

Disclaimer: Gallup International Association or its members are not related to Gallup Inc., headquartered in Washington D.C which is no longer a member of Gallup International Association. Gallup International Association does not accept responsibility for opinion polling other than its own. We require that our surveys be credited fully as Gallup International (not Gallup or Gallup Poll).



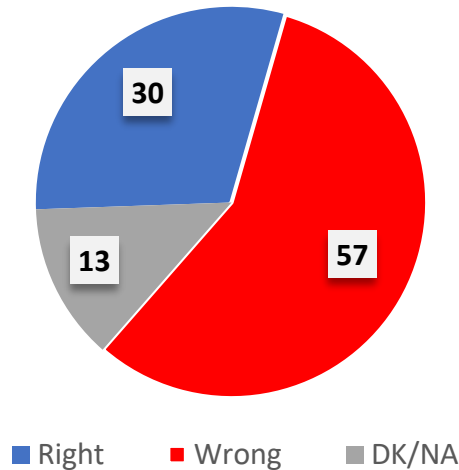
## ■ Country overall direction

## ■ EU membership

## ■ Attitudes towards migrants and refugees

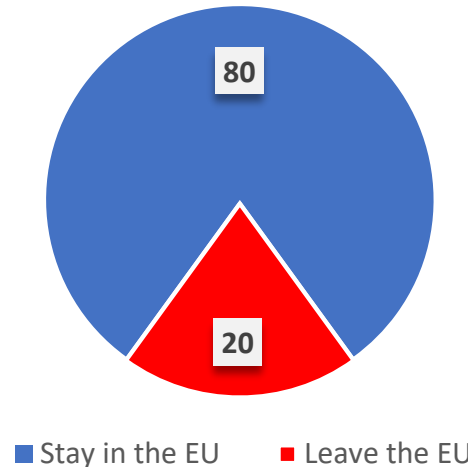
In general, do you think that things in **Spain** are heading in the right direction or the wrong direction?

Country Overall Direction



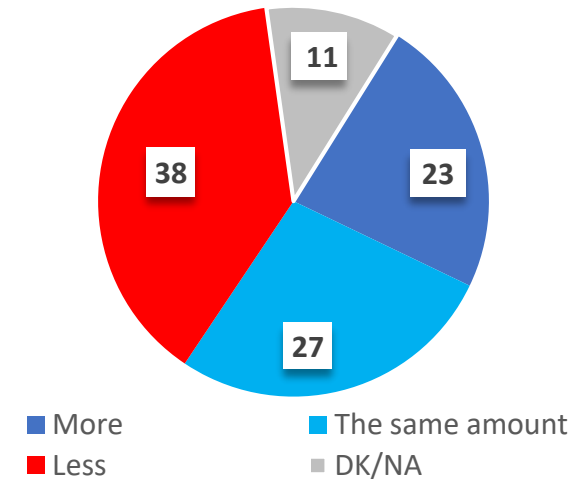
If there was a referendum tomorrow in your country on whether **Spain** should remain a part of the European Union, would you vote to stay in the European Union or to leave the European Union?

EU Membership



Do you think that generally **Spain** should receive more or fewer migrants and refugees than they are currently receiving today?

Migrants and refugees



End of Year Survey 2016 was carried out by Instituto DYM.

**Disclaimer:** Gallup International Association or its members are not related to Gallup Inc., headquartered in Washington D.C. which is no longer a member of Gallup International Association. Gallup International Association does not accept responsibility for opinion polling other than its own. We require that our surveys be credited fully as Gallup International (not Gallup or Gallup Poll).

## In general, do you think that things in Spain are heading in the right direction or the wrong direction?

(base: All respondents)

	Gender			Age							Working Status						Income			Education				
	Total	Male (a)	Female (b)	Under 18 (a)	18 – 24 (b)	25 – 34 (c)	35 – 44 (d)	45 – 54 (e)	55 – 64 (f)	65+ (g)	Working full (a)	Working part time (b)	Unempl- oyed (c)	Student (d)	House- wife (e)	Retir- ed/ Disab- led (f)	Low (a)	Medium (b)	High (c)	No educ- ation/ only basic educ- ation (a)	Comple- ted primary (b)	Comple- ted second- ary school (c)	Comple- ted High level educ- ation (Univ- ersity) (d)	Comple- ted Higher level of educ- ation (Mast- ers, PHD, etc.) (e)
Unweighted Base	1013	509	504	-	132	182	186	202	176	135	346	116	201	74	79	181	193	774	22	5	180	401	228	193
Weighted Base	1013	509	504	-	132	182	186	202	176	135	346	116	201	74	79	181	193	774	22	5	180	401	228	193
Right direction	308 30%	175b 34%	133 26%	- -%	33 25%	54 30%	55 30%	63 31%	56 32%	47 35%	128c 37%	34 29%	44 22%	19 26%	27c 34%	54 30%	39 20%	255a 33%	13 59%	- -%	43 24%	115 29%	75b 33%	75bc 39%
Wrong direction	582 57%	282 55%	300 60%	- -%	82 62%	107 59%	100 54%	113 56%	109 62%	71 53%	183 53%	64 55%	127a 63%	49a 66%	43 54%	108 60%	133b 69%	429 55%	8 36%	5 100%	110e 61%	240e 60%	128 56%	96 50%
Don't know/ no answer	123 12%	52 10%	71 14%	- -%	17f 13%	21 12%	31f 17%	26f 13%	11 6%	17 13%	35 10%	18 16%	30 15%	6 8%	9 11%	19 10%	21 11%	90 12%	1 5%	- -%	27 15%	46 11%	25 11%	22 11%

95 percent as lower case or \*

End of Year Survey 2016 was carried out by Instituto DYM.

**Disclaimer:** Gallup International Association or its members are not related to Gallup Inc., headquartered in Washington D.C. which is no longer a member of Gallup International Association. Gallup International Association does not accept responsibility for opinion polling other than its own. We require that our surveys be credited fully as Gallup International (not Gallup or Gallup Poll).





## In general, do you think that things in Spain are heading in the right direction or the wrong direction?

(base: All excluding "Don't know/no response")

	Gender			Age							Working Status						Income			Education				
	Total	Male (a)	Female (b)	Under 18 (a)	18 – 24 (b)	25 – 34 (c)	35 – 44 (d)	45 – 54 (e)	55 – 64 (f)	65+ (g)	Working full (a)	Working part time (b)	Unemploy- ed (c)	Student (d)	House- wife (e)	Retir- ed/ Disab- led (f)	Low (a)	Medium (b)	High (c)	No edu- cation/ only basic educa- tion (a)	Comple- ted primary (b)	Comple- ted second- ary school (c)	Comple- ted High level educa- tion (Univ- ersity) (d)	Comple- ted Higher level of educa- tion (Mast- ers, PHD, etc.) (e)
Unweighted Base	890	457	433	-	115	161	155	176	165	118	311	98	171	68	70	162	172	684	21	5	153	355	203	171
Weighted Base	890	457	433	-	115	161	155	176	165	118	311	98	171	68	70	162	172	684	21	5	153	355	203	171
Right direction	308 35%	175b 38%	133 31%	- -%	33 29%	54 34%	55 35%	63 36%	56 34%	47 40%	128cd 41%	34 35%	44 26%	19 28%	27c 39%	54 33%	39 23%	255a 37%	13 62%	- -%	43 28%	115 32%	75 37%	75bc 44%
Wrong direction	582 65%	282 62%	300a 69%	- -%	82 71%	107 66%	100 65%	113 64%	109 66%	71 60%	183 59%	64 65%	127ae 74%	49a 72%	43 61%	108 67%	133b 77%	429 63%	8 38%	5 100%	110e 72%	240e 68%	128 63%	96 56%
95 percent as lower case or *																								

95 percent as lower case or \*

End of Year Survey 2016 was carried out by Instituto DYM.

**Disclaimer:** Gallup International Association or its members are not related to Gallup Inc., headquartered in Washington D.C. which is no longer a member of Gallup International Association. Gallup International Association does not accept responsibility for opinion polling other than its own. We require that our surveys be credited fully as Gallup International (not Gallup or Gallup Poll).



If there was a referendum tomorrow in your country on whether Spain should remain a part of the European Union, would you vote to stay in the European Union or to leave the European Union?  
(base: All respondents)

	Gender			Age							Working Status						Income			Education				
	Total	Male (a)	Female (b)	Under 18 (a)	18 – 24 (b)	25 – 34 (c)	35 – 44 (d)	45 – 54 (e)	55 – 64 (f)	65+ (g)	Working full (a)	Working part time (b)	Unempl-oyed (c)	Student (d)	House-wife (e)	Retir-ed/ Disab-led (f)	Low (a)	Medium (b)	High (c)	No education/ only basic education (a)	Com-pleted primary (b)	Com-pleted second-ary school (c)	Com-pleted High level education (University) (d)	Com-pleted Higher level of education (Mast-ers, PHD, etc.) (e)
Unweighted Base	1013	509	504	-	132	182	186	202	176	135	346	116	201	74	79	181	193	774	22	5	180	401	228	193
Weighted Base	1013	509	504	-	132	182	186	202	176	135	346	116	201	74	79	181	193	774	22	5	180	401	228	193
Stay in the Europe Union	815 80%	414 81%	401 80%	- -%	112 85%	139 76%	148 80%	157 78%	141 80%	118ce 87%	287c 83%	97c 84%	146 73%	61 82%	64 81%	147c 81%	131 68%	646a 83%	19 86%	2 40%	134 74%	309 77%	191bc 84%	176bcd 91%
Leave the European Union	198 20%	95 19%	103 20%	- -%	20 15%	43g 24%	38 20%	45g 22%	35 20%	17 13%	59 17%	19 16%	55abf 27%	13 18%	15 19%	34 19%	62b 32%	128 17%	3 14%	3 60%	46de 26%	92de 23%	37e 16%	17 9%

95 percent as lower case or \*

End of Year Survey 2016 was carried out by Instituto DYM.

Disclaimer: Gallup International Association or its members are not related to Gallup Inc., headquartered in Washington D.C. which is no longer a member of Gallup International Association. Gallup International Association does not accept responsibility for opinion polling other than its own. We require that our surveys be credited fully as Gallup International (not Gallup or Gallup Poll).



If there was a referendum tomorrow in your country on whether Spain should remain a part of the European Union, would you vote to stay in the European Union or to leave the European Union?  
(base: All excluding “Don’t know/no response”)

	Total	Gender		Age							Working Status						Income			Education				
		Male (a)	Female (b)	Under 18 (a)	18 – 24 (b)	25 – 34 (c)	35 – 44 (d)	45 – 54 (e)	55 – 64 (f)	65+ (g)	Working full (a)	Working part time (b)	Unemployed (c)	Student (d)	Housewife (e)	Retired/ Disabled (f)	Low (a)	Medium (b)	High (c)	No education/ only basic education (a)	Completed primary (b)	Completed secondary school (c)	Completed High level education (University) (d)	Completed Higher level of education (Masters, PHD, etc.) (e)
Unweighted Base	1013	509	504	-	132	182	186	202	176	135	346	116	201	74	79	181	193	774	22	5	180	401	228	193
Weighted Base	1013	509	504	-	132	182	186	202	176	135	346	116	201	74	79	181	193	774	22	5	180	401	228	193
Stay in the Europe Union	815 80%	414 81%	401 80%	- -%	112 85%	139 76%	148 80%	157 78%	141 80%	118ce 87%	287c 83%	97c 84%	146 73%	61 82%	64 81%	147c 81%	131 68%	646a 83%	19 86%	2 40%	134 74%	309 77%	191bc 84%	176bcd 91%
Leave the European Union	198 20%	95 19%	103 20%	- -%	20 15%	43g 24%	38 20%	45g 22%	35 20%	17 13%	59 17%	19 16%	55abf 27%	13 18%	15 19%	34 19%	62b 32%	128 17%	3 14%	3 60%	46de 26%	92de 23%	37e 16%	17 9%
95 percent as lower case or *																								

End of Year Survey 2016 was carried out by Instituto DYM.

**Disclaimer:** Gallup International Association or its members are not related to Gallup Inc., headquartered in Washington D.C. which is no longer a member of Gallup International Association. Gallup International Association does not accept responsibility for opinion polling other than its own. We require that our surveys be credited fully as Gallup International (not Gallup or Gallup Poll).



## Do you think that generally Spain should receive more or fewer migrants and refugees than they are currently receiving today?

(base: All respondents)

	Gender			Age							Working Status						Income			Education				
	Total	Male (a)	Female (b)	Under 18 (a)	18 – 24 (b)	25 – 34 (c)	35 – 44 (d)	45 – 54 (e)	55 – 64 (f)	65+ (g)	Working full (a)	Working part time (b)	Unempl- yed (c)	Student (d)	House- wife (e)	Retir- ed/ Disab- led (f)	Low (a)	Medium (b)	High (c)	No educa- tion/ only basic educa- tion (a)	Com- pleted primary (b)	Com- pleted second- ary school (c)	Com- pleted High level educa- tion (Univ- ersity) (d)	Com- pleted Higher level of educa- tion (Mast- ers, PHD, etc.) (e)
Unweighted Base	1013	509	504	-	132	182	186	202	176	135	346	116	201	74	79	181	193	774	22	5	180	401	228	193
Weighted Base	1013	509	504	-	132	182	186	202	176	135	346	116	201	74	79	181	193	774	22	5	180	401	228	193
More	236 23%	132b 26%	104 21%	- -%	34e 26%	49de 27%	33 18%	32 16%	44e 25%	44de 33%	89ce 26%	23e 20%	35e 17%	25bce 34%	5 6%	56bce 31%	37 19%	189 24%	8 36%	- -%	33 18%	84 21%	60 26%	58bc 30%
The same amount	277 27%	152 30%	125 25%	- -%	46c 35%	41 23%	52 28%	51 25%	48 27%	39 29%	98 28%	37e 32%	53 26%	22 30%	15 19%	51 28%	47 24%	219 28%	6 27%	3 60%	42 23%	101 25%	60 26%	70bcd 36%
Less	384 38%	184 36%	200 40%	- -%	42 32%	67 37%	72 39%	96bcfg 48%	66 38%	41 30%	124 36%	40 34%	85 42%	24 32%	45abcdcf 57%	59 33%	83 43%	286 37%	7 32%	2 40%	86e 48%	164e 41%	89e 39%	42 22%
Don't know/ no answer	116 11%	41 8%	75a 15%	- -%	10 8%	25 14%	29bg 16%	23 11%	18 10%	11 8%	35 10%	16d 14%	28d 14%	3 4%	14df 18%	15 8%	26 13%	80 10%	1 5%	- -%	19 11%	52 13%	19 8%	23 12%

95 percent as lower case or \*

End of Year Survey 2016 was carried out by Instituto DYM.

**Disclaimer:** Gallup International Association or its members are not related to Gallup Inc., headquartered in Washington D.C. which is no longer a member of Gallup International Association. Gallup International Association does not accept responsibility for opinion polling other than its own. We require that our surveys be credited fully as Gallup International (not Gallup or Gallup Poll).



## Do you think that generally Spain should receive more or fewer migrants and refugees than they are currently receiving today?

(base: All excluding "Don't know/no response")

	Gender			Age							Working Status						Income			Education				
	Total	Male (a)	Female (b)	Under 18 (a)	18 – 24 (b)	25 – 34 (c)	35 – 44 (d)	45 – 54 (e)	55 – 64 (f)	65+ (g)	Working full (a)	Working part time (b)	Unempl- oyed (c)	Student (d)	House- wife (e)	Retir- ed/ Disab- led (f)	Low (a)	Medium (b)	High (c)	No educa- tion/ only basic educa- tion (a)	Com- pleted primary (b)	Com- pleted second- ary school (c)	Com- pleted High level educa- tion (Univ- ersity) (d)	Com- pleted Higher level of educa- tion (Mast- ers, PhD, etc.) (e)
Unweighted Base	897	468	429	-	122	157	157	179	158	124	311	100	173	71	65	166	167	694	21	5	161	349	209	170
Weighted Base	897	468	429	-	122	157	157	179	158	124	311	100	173	71	65	166	167	694	21	5	161	349	209	170
More	236 26%	132 28%	104 24%	- -%	34e 28%	49de 31%	33 21%	32 18%	44e 28%	44de 35%	89ce 29%	23e 23%	35e 20%	25ce 35%	5 8%	56ce 34%	37 22%	189 27%	8 38%	- -%	33 20%	84 24%	60 29%	58bc 34%
The same amount	277 31%	152 32%	125 29%	- -%	46c 38%	41 26%	52 33%	51 28%	48 30%	39 31%	98 32%	37 37%	53 31%	22 31%	15 23%	51 31%	47 28%	219 32%	6 29%	3 60%	42 26%	101 29%	60 29%	70bcd 41%
Less	384 43%	184 39%	200a 47%	- -%	42 34%	67 43%	72g 46%	96bcfg 54%	66 42%	41 33%	124 40%	40 40%	85adf 49%	24 34%	45abcdf 69%	59 36%	83b 50%	286 41%	7 33%	2 40%	86de 53%	164e 47%	89e 43%	42 25%

95 percent as lower case or \*

End of Year Survey 2016 was carried out by Instituto DYM.

**Disclaimer:** Gallup International Association or its members are not related to Gallup Inc., headquartered in Washington D.C. which is no longer a member of Gallup International Association. Gallup International Association does not accept responsibility for opinion polling other than its own. We require that our surveys be credited fully as Gallup International (not Gallup or Gallup Poll).