



Global Leaders 2018

Gallup International's 42nd Annual Global Opinion Poll in 57 Countries Across the Globe

October–December 2018

Disclaimer: Gallup International Association or its members are not related to Gallup Inc., headquartered in Washington D.C. which is no longer a member of Gallup International Association. Gallup International Association does not accept responsibility for opinion polling other than its own. We require that our surveys be credited fully as Gallup International (not Gallup or Gallup Poll).

THE WORLD LOSES CONFIDENCE IN GLOBAL LEADERS,

according to the first and oldest Global Survey “End of the Year” Gallup International

It is often said that during times of uncertainty we need our leaders to ‘step up’ – history looks back fondly on Winston Churchill, on Nelson Mandela, on Mahatma Gandhi and many others. Yet while we witness global business leadership (Jack Ma, Jeff Bezos, Bill and Melinda Gates etc.), the latest survey from Gallup International, the world’s longest running global polling agency, reveals that negative attitudes towards our main political leaders across the world are growing.

The survey carried out in 57 countries across the globe shows that although maintaining a positive image across the world, German Chancellor Angela Merkel, while grabbing top spot as the most positively evaluated leader (net score +20%), lost 6% compared with a year ago. Last year’s number one - President Emmanuel Macron of France – has had his favorability on the global stage fall significantly (from +21 to +6%). Both European leaders of course have also faced significant challenges at home in the last year.

US President Donald Trump remains unchallenged at the bottom of the ranking with a net score of -28%, while Russian President Vladimir Putin lost 16% of the positive views he was gathering last year. Putin’s favorability in his own country is also in decline, driven often by economic challenges at home.

However, as with last year, Pope Francis remains the most trusted leader in the world with a net score of +28 (although even he lost points on last year).

Kancho Stoychev, President GIA:

“Tensions across the world are growing and leadership is in crisis almost everywhere. Are those tensions growing because of bad leadership or is bad leadership leading to growing tensions is not a productive question. Many point out that the gap between elites and masses is reacting intolerable levels and post WW2 global order is following apart. Mistrust in politics and political systems is on the rise and the fundamental question is not about how to find better representation of the will of the people but how the people can control their elected representatives more effectively. More direct democracy may be the answer which means that the right thing to ask is how to achieve it following recent negative experiences with the French referendum on the EU constitution, the Dutch one after it and the Brexit challenge”.

Disclaimer: Gallup International Association or its members are not related to Gallup Inc., headquartered in Washington D.C which is no longer a member of Gallup International Association. Gallup International Association does not accept responsibility for opinion polling other than its own. We require that our surveys be credited fully as Gallup International (not Gallup or Gallup Poll).



Methodology, Sample Size and Mode of Field Work

The Gallup International End of Year Survey (EoY) is an annual tradition initiated by and designed under the chairmanship of Dr. George Gallup in 1977. It is conducted every year since then. This year it was carried out by the Gallup International Association and partners in 57 countries around the world, representing the population of all G20 countries (except China) and about 57% of the global population.

Reflecting political, cultural or religious specifics some survey questions are not asked in all countries.

The question on political leaders was polled in 49 countries across the globe among a total of 46 952 persons. In each surveyed country a representative sample of around 1000 men and women was interviewed either face to face, via telephone or online. The margin of error for the survey is between 3% and 5% at 95% confidence level. The field work was conducted during October 2018 – January 2019.

Regions COVERAGE:

- EU Total: Austria, Bulgaria, Czech Republic, Finland, France, Germany, Hungary, Italy, Latvia, Poland, Romania, Spain, UK, Netherlands (n=13 615)
- EU West: Austria, Finland, France, Germany, Italy, Netherlands, Spain, UK (n=7 510)
- EU East: Bulgaria, Czech Republic, Latvia, Poland, Romania, Hungary (n=6 105)
- Non-EU Europe: Albania, Armenia, Bosnia and Herzegovina, Georgia, Kosovo, Macedonia, Moldova, Serbia, Switzerland, Ukraine (n=9 461)
- USA (n=1 045)
- Canada (n=600)
- India (n=1 001)
- Russia (n=1 000)
- Latin America: Argentina, Brazil, Colombia, Ecuador, Mexico, Paraguay, Peru (n=5 526)
- East Asia: Hong Kong, Indonesia, Japan, Philippines, Republic of Korea, Thailand, Vietnam (n=6 400)
- West Asia: Afghanistan, Azerbaijan, Kazakhstan, Pakistan, Turkey (n=5 671)
- Middle East: Iraq, Jordan, Lebanon, Syria, Saudi Arabia (n=5 351)
- Africa: Ghana, Nigeria, South Africa (n= 2 815)
- Australia & New Zealand (n=2 039)

About Gallup International


Gallup International Association (GIA) is the leading association in market research and polling and this year celebrates its 72nd anniversary.

For over 70 years Gallup International Members have demonstrated their expert ability to conduct multi-country surveys on a comparable basis and deliver the highest quality. Their Members are leading national institutes with a profound local knowledge of research methods and techniques, statistical sources, customs and culture differences of its own country and carefully selected by the Association Board. With only one Member agency per country, Members work together on a daily basis to share knowledge, new research techniques and tools, as well as to provide the most appropriate solutions to international research projects and service our clients to the best of our abilities. GIA has over 50 members and conducts research in over 100 countries.

Disclaimer: Gallup International Association or its members are not related to Gallup Inc., headquartered in Washington D.C which is no longer a member of Gallup International Association. Gallup International Association does not accept responsibility for opinion polling other than its own. We require that our surveys be credited fully as Gallup International (not Gallup or Gallup Poll).

OPINION OF GLOBAL LEADERS

Please indicate whether you have a very favourable, somewhat favourable, somewhat unfavourable or very unfavourable opinion of each of the following world leaders?


Base: Global Average	EoY Survey 2018			EoY Survey 2017		
	Favou- rable	Unfavo- urable	Net Score 2018	Favou- rable	Unfavo- urable	Net Score 2017
 German Chancellor Angela Merkel	45%	31%	+14	49%	29%	+20
 French President Emmanuel Macron	38%	32%	+6	45%	24%	+21
 British Prime Minister Theresa May	35%	32%	+3	38%	31%	+7
 Indian Prime Minister Narendra Modi	25%	24%	+1	30%	22%	+8
 Chinese President Xi Jinping	28%	37%	-9	37%	31%	+6
 Saudi Arabia King Salman bin Abdulaziz al Saud	24%	35%	-11	26%	32%	-6
 Turkish President Erdoğan	28%	40%	-12	28%	40%	-12
 Russian President Vladimir Putin	35%	48%	-13	43%	40%	+3
 Israeli Prime Minister Netanyahu	20%	38%	-18	25%	33%	-8
 Iranian President Hassan Rouhani	18%	38%	-20	24%	33%	-9
 US President Donald Trump	30%	58%	-28	31%	58%	-27
 Pope Francis	51%	23%	+28	56%	18%	+38

* NET Score – Favorable vs. Unfavorable



OPINION OF GLOBAL LEADERS

Please indicate whether you have a very favourable, somewhat favourable, somewhat unfavourable or very unfavourable opinion of each of the following world leaders?

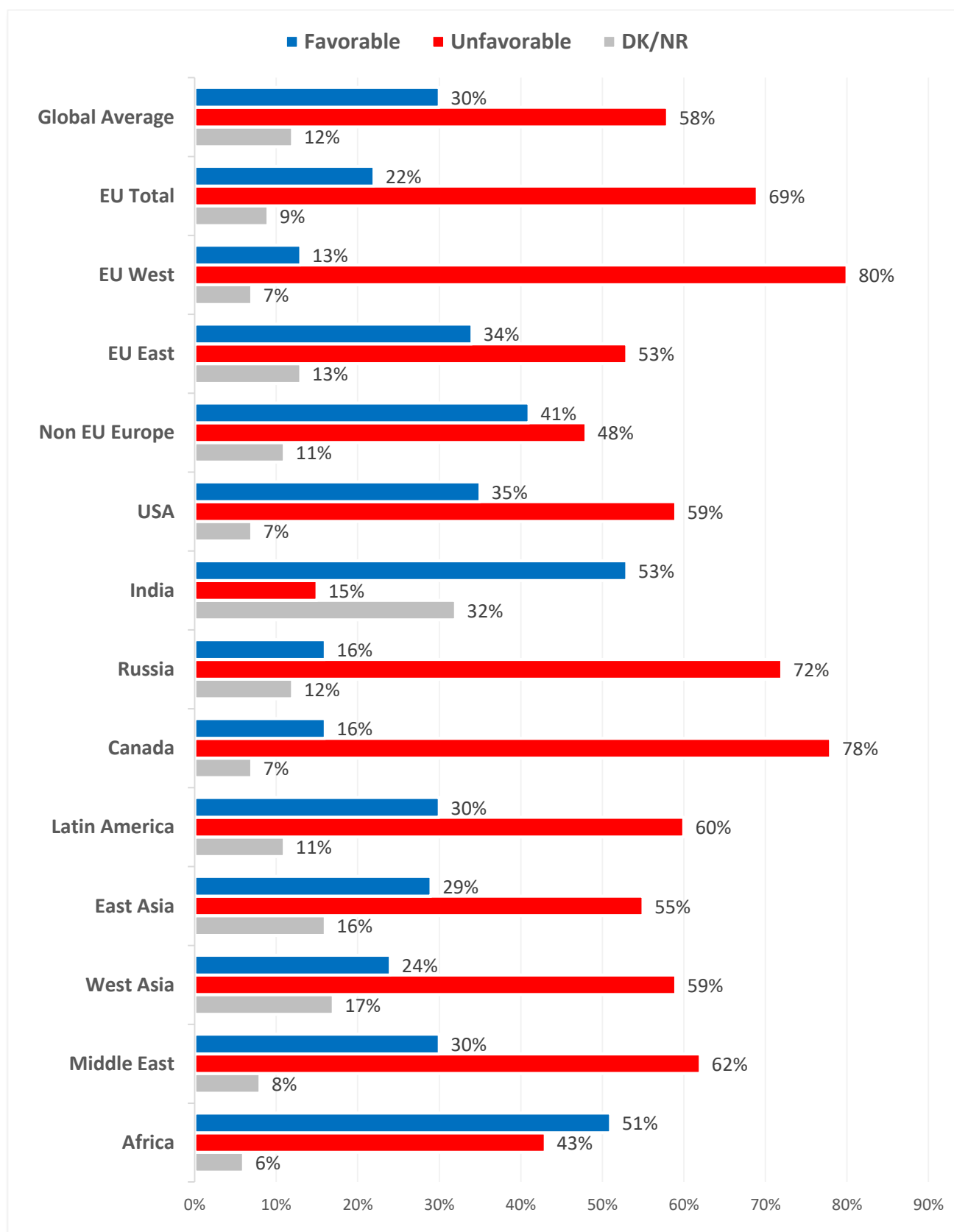
Base: EUROPE	EoY Survey 2018			EoY Survey 2017		
	Favou- rable	Unfavo- urable	Net Score 2018	Favou- rable	Unfavo- urable	Net Score 2017
 German Chancellor Angela Merkel	53%	36%	+17	55%	34%	+21
 French President Emmanuel Macron	45%	35%	+10	53%	24%	+29
 British Prime Minister Theresa May	39%	36%	+3	37%	37%	0
 Indian Prime Minister Narendra Modi	21%	24%	-3	24%	20%	+4
 Chinese President Xi Jinping	26%	37%	-11	33%	31%	+2
 Saudi Arabia King Salman bin Abdulaziz al Saud	15%	42%	-27	20%	35%	-15
 Turkish President Erdoğan	23%	55%	-32	21%	57%	-36
 Russian President Vladimir Putin	33%	57%	-24	39%	51%	-12
 Israeli Prime Minister Netanyahu	22%	36%	-14	25%	33%	-8
 Iranian President Hassan Rouhani	15%	39%	-24	18%	35%	-17
 US President Donald Trump	30%	59%	-29	28%	63%	-35
 Pope Francis	58%	23%	+35	63%	18%	+45

* NET Score – Favorable vs. Unfavorable



OPINION OF GLOBAL LEADERS – BY REGION

Favourable vs. Unfavourable opinion of U.S. President Donald Trump

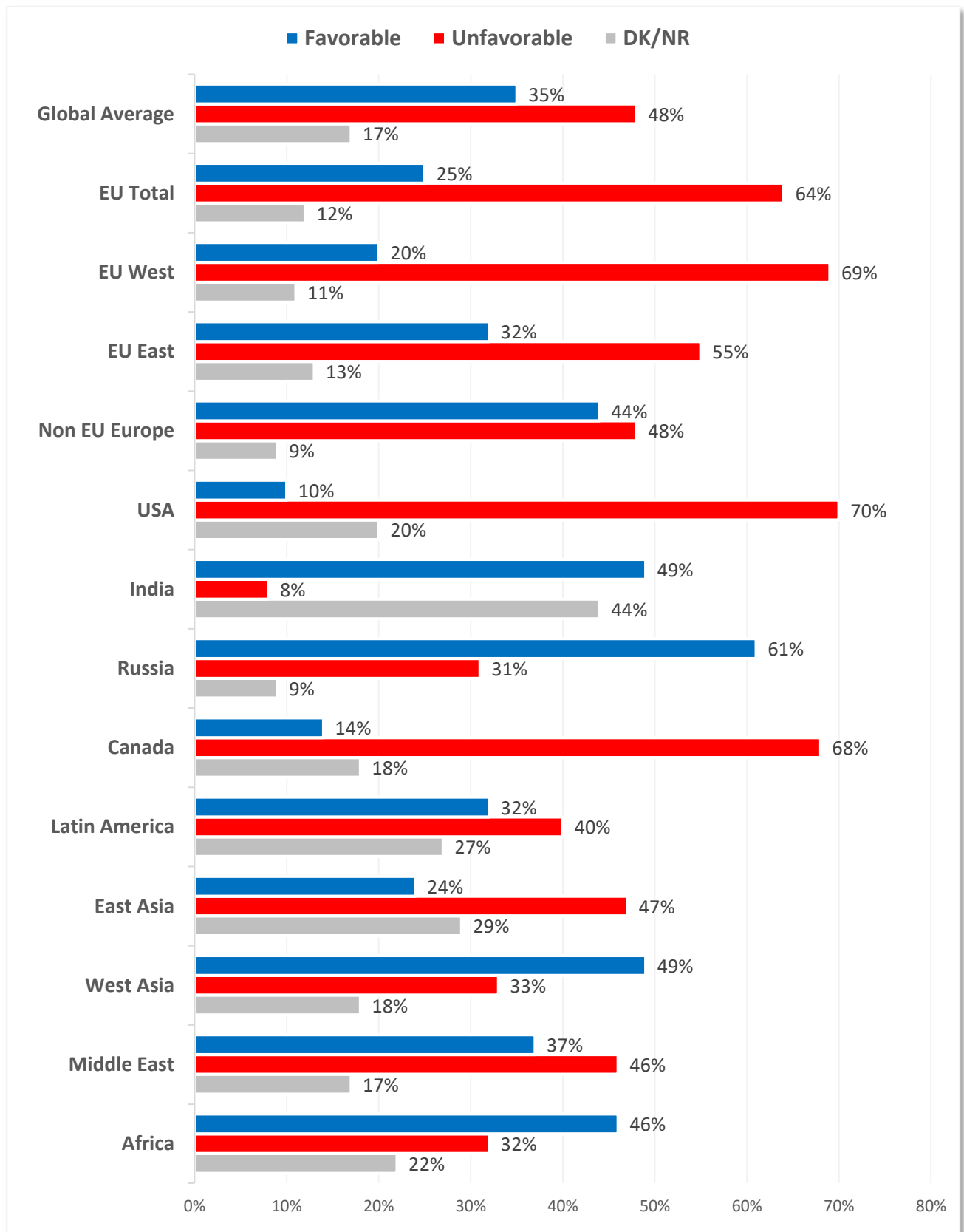


Favorable = Very Favorable Opinion + Somewhat Favorable Opinion
Unfavorable = Very Unfavorable Opinion + Somewhat Unfavorable Opinion



OPINION OF GLOBAL LEADERS – BY REGION

Favourable vs. Unfavourable opinion of Russian President Vladimir Putin



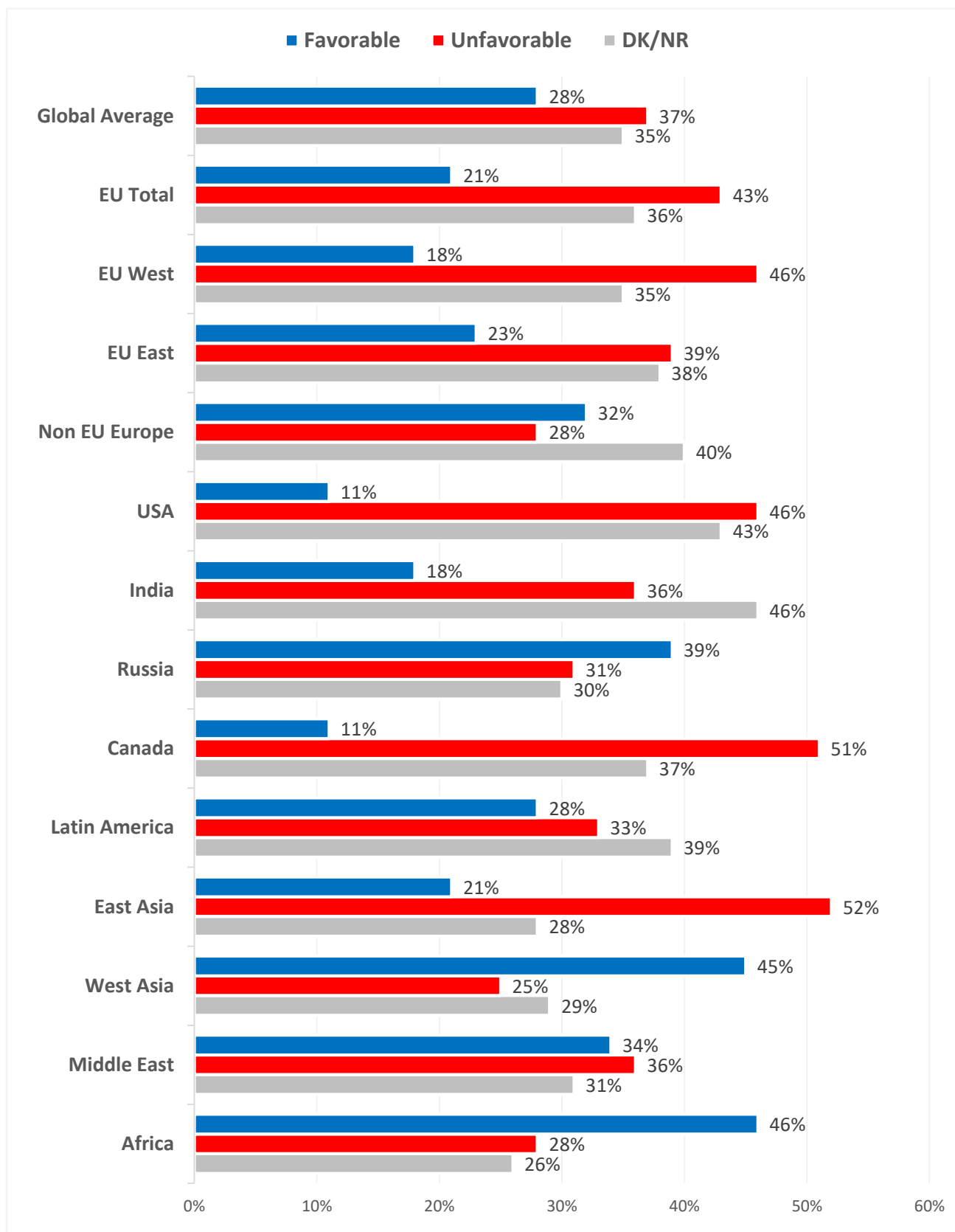
Favorable = Very Favorable Opinion + Somewhat Favorable Opinion

Unfavorable = Very Favorable Opinion + Somewhat Favorable Opinion



OPINION OF GLOBAL LEADERS – BY REGION

Favourable vs. Unfavourable opinion of Chinese President Xi Jinping

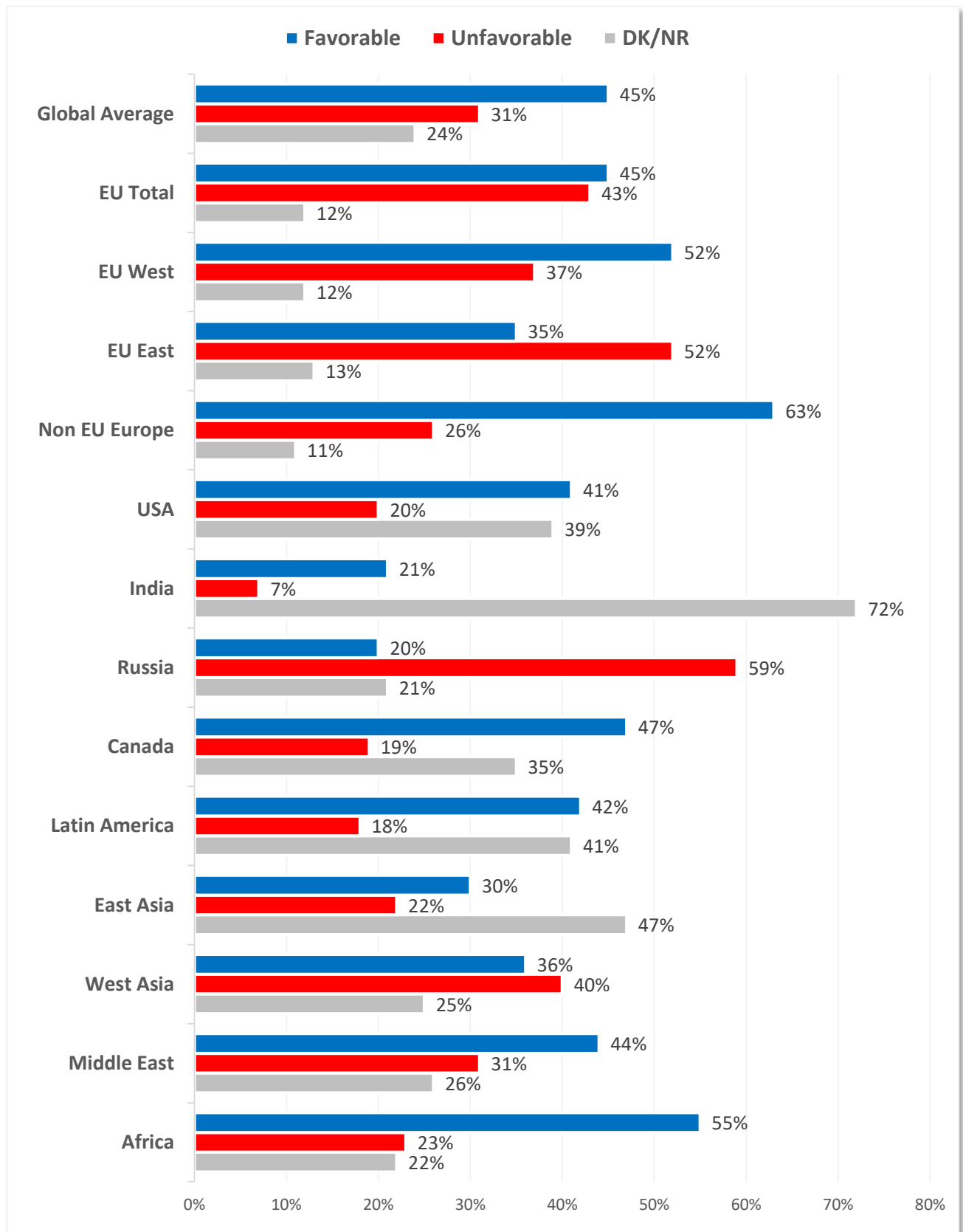


Favorable = Very Favorable Opinion + Somewhat Favorable Opinion
 Unfavorable = Very Favorable Opinion + Somewhat Favorable Opinion



OPINION OF GLOBAL LEADERS – BY REGION

Favourable vs. Unfavourable opinion of German Chancellor Angela Merkel

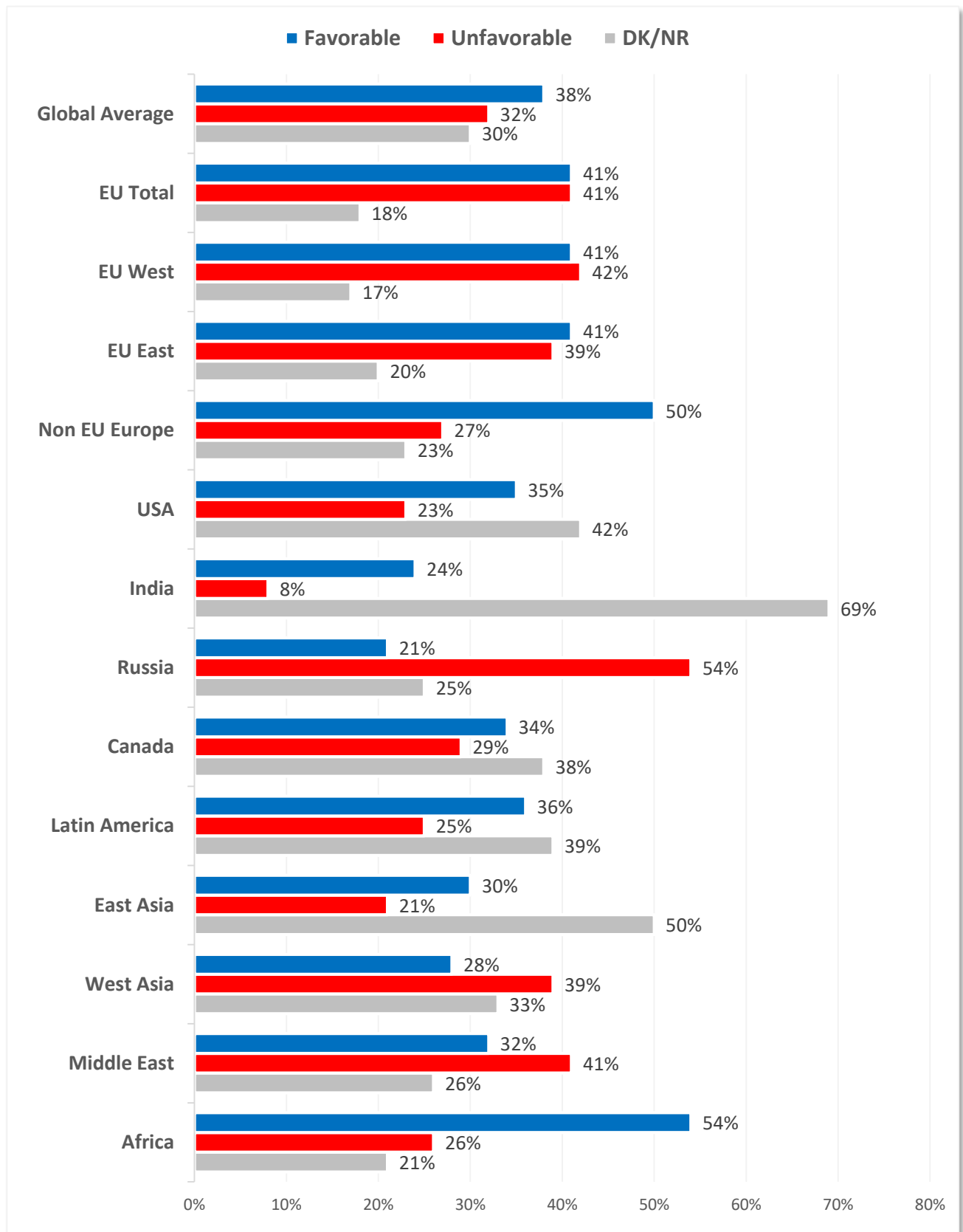


Favorable = Very Favorable Opinion + Somewhat Favorable Opinion

Unfavorable = Very Favorable Opinion + Somewhat Favorable Opinion

OPINION OF GLOBAL LEADERS – BY REGION

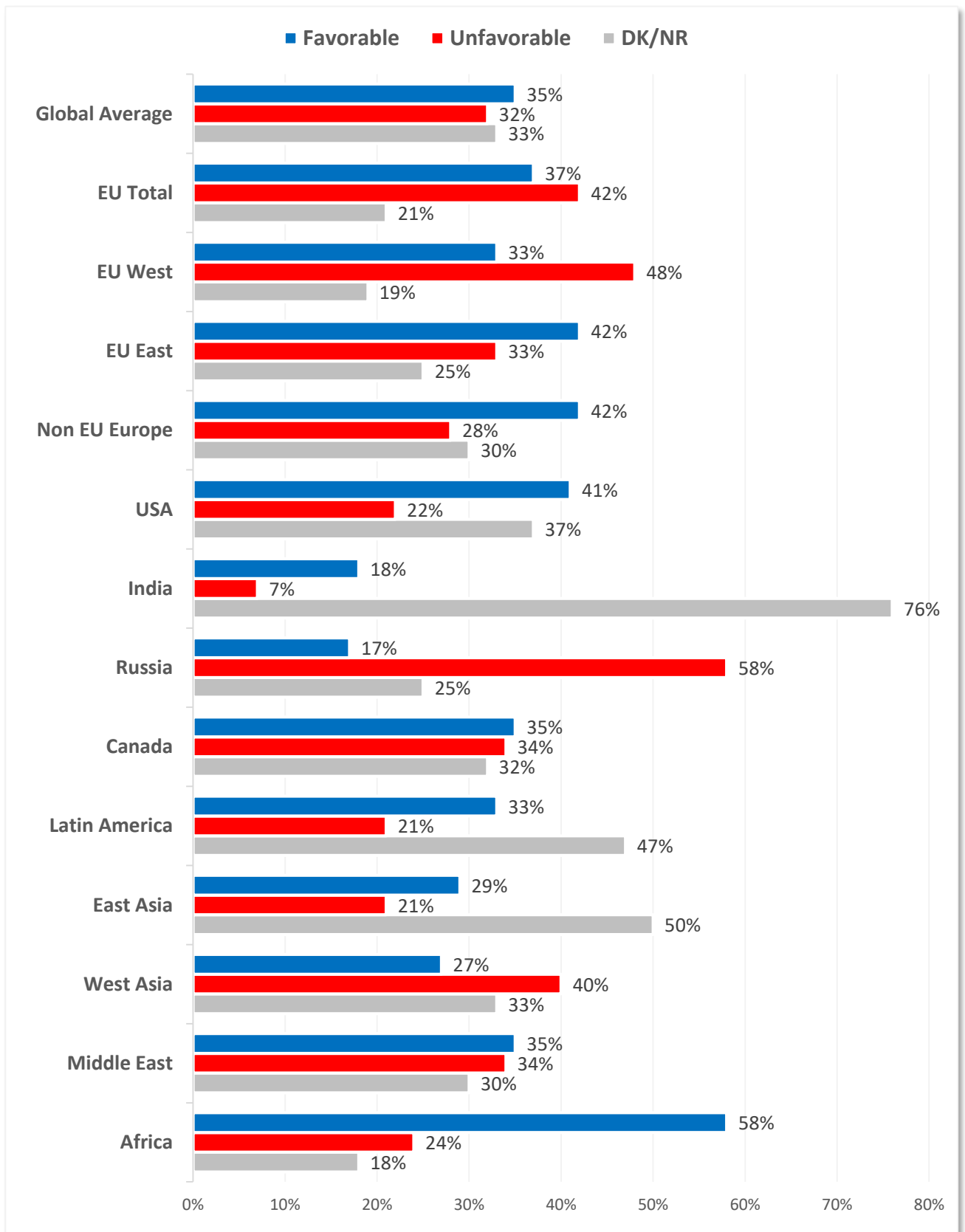
Favourable vs. Unfavourable opinion of French President Emmanuel Macron



Favorable = Very Favorable Opinion + Somewhat Favorable Opinion
 Unfavorable = Very Favorable Opinion + Somewhat Favorable Opinion

OPINION OF GLOBAL LEADERS – BY REGION

Favourable vs. Unfavourable opinion of British Prime Minister Theresa May

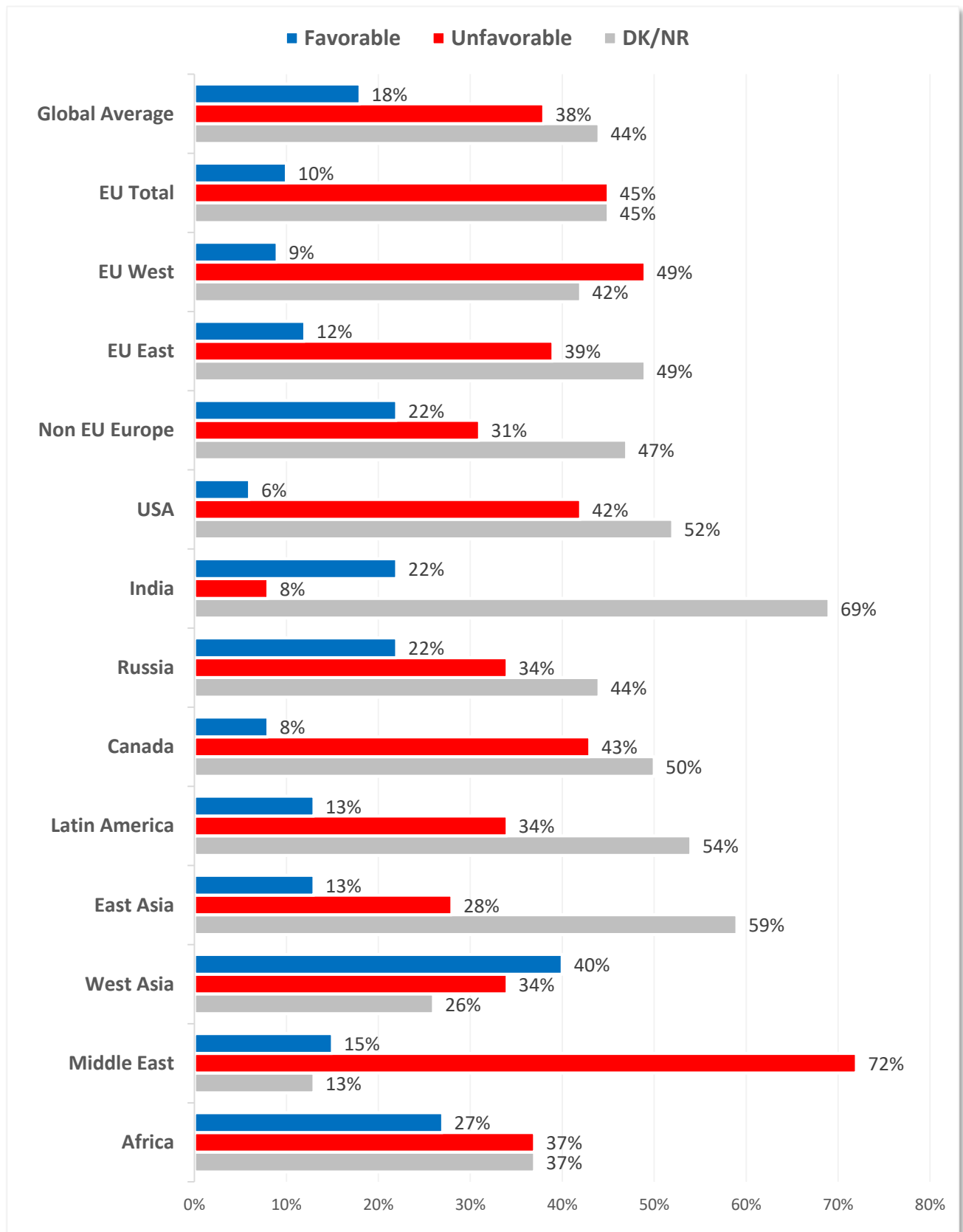


Favorable = Very Favorable Opinion + Somewhat Favorable Opinion

Unfavorable = Very Favorable Opinion + Somewhat Favorable Opinion

OPINION OF GLOBAL LEADERS – BY REGION

Favourable vs. Unfavourable opinion of Iranian President Hassan Rouhani

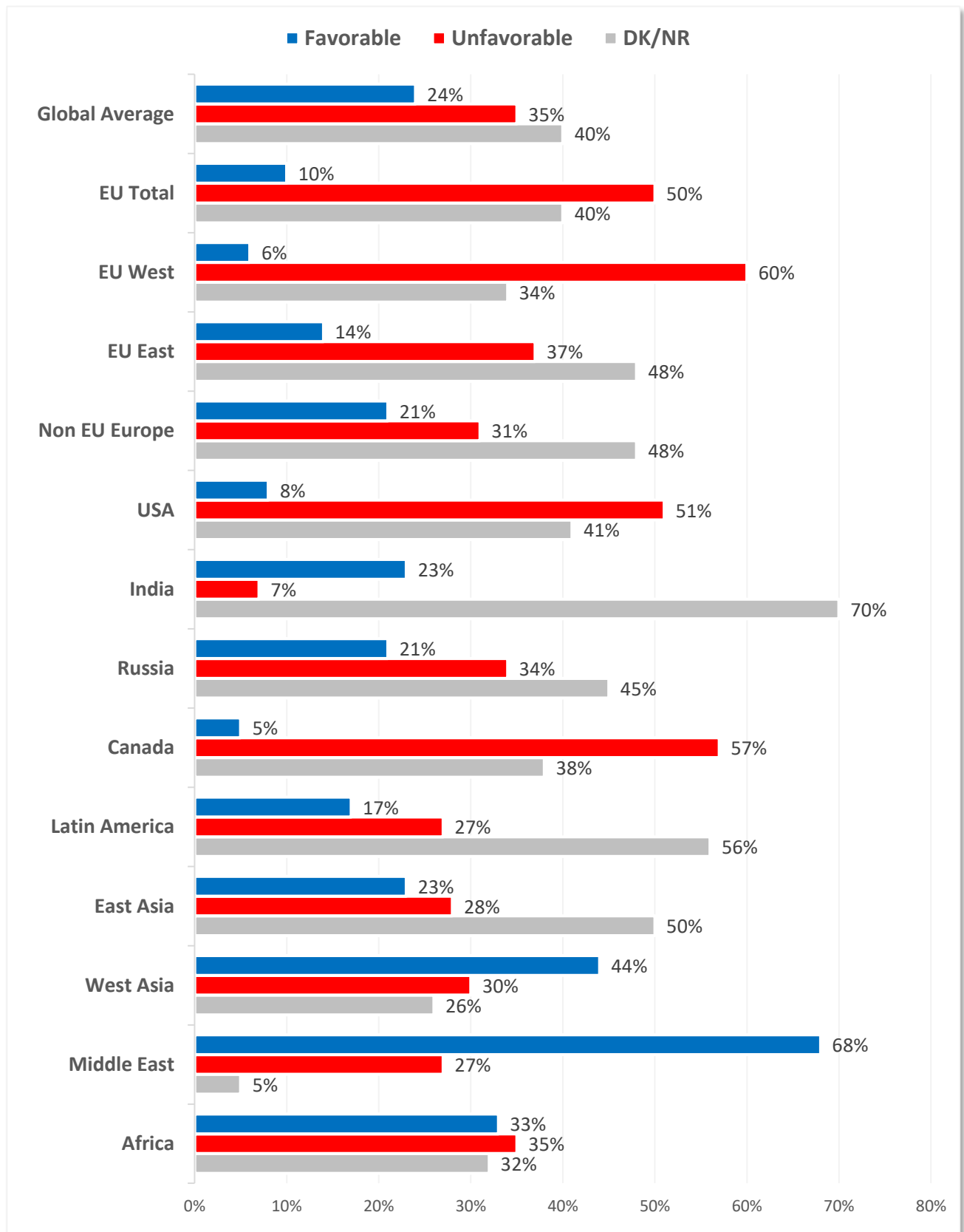


Favorable = Very Favorable Opinion + Somewhat Favorable Opinion

Unfavorable = Very Favorable Opinion + Somewhat Favorable Opinion

OPINION OF GLOBAL LEADERS – BY REGION

Favourable vs. Unfavourable opinion of Saudi Arabia King Salman bin Abdulaziz Al Saud

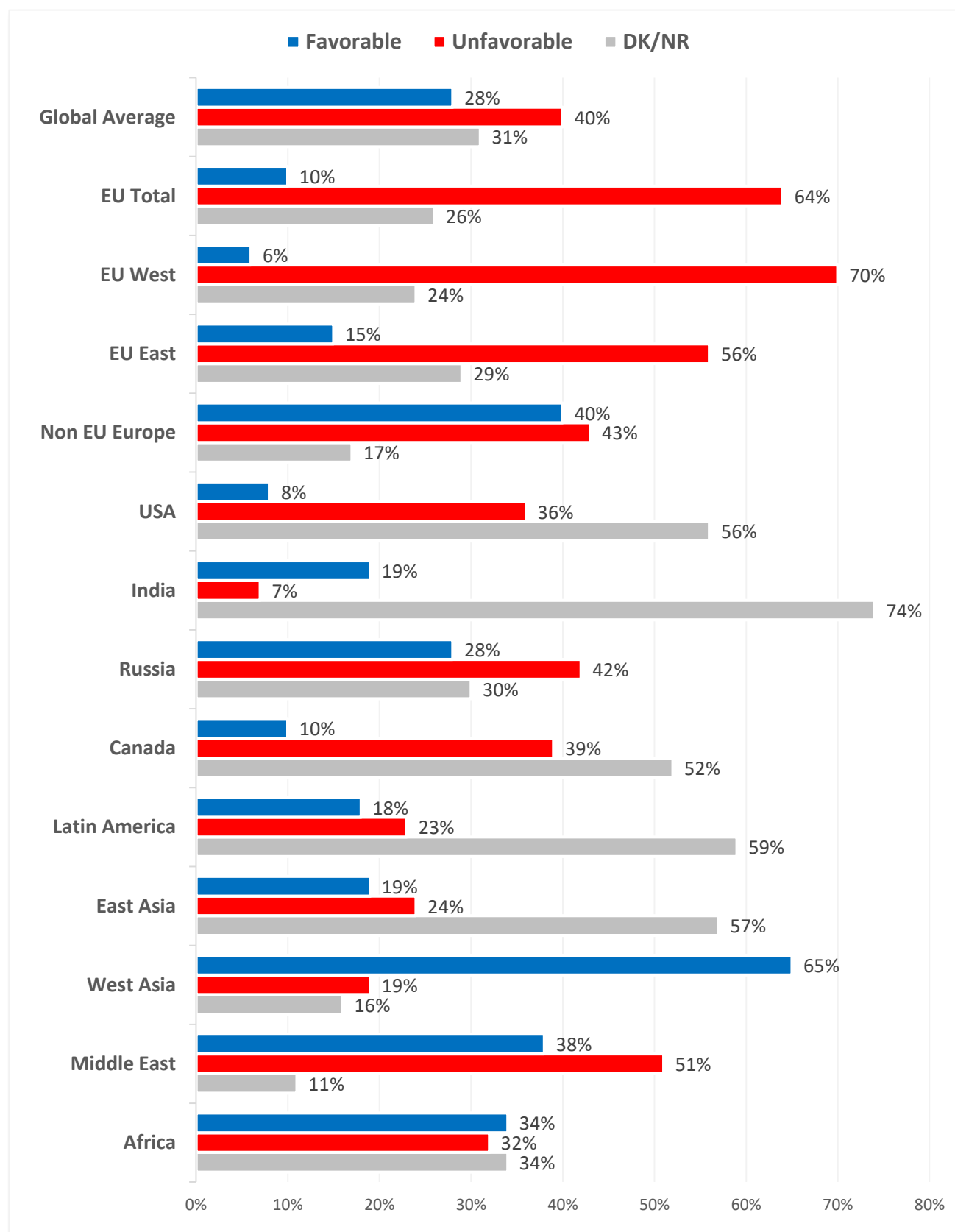


Favorable = Very Favorable Opinion + Somewhat Favorable Opinion

Unfavorable = Very Favorable Opinion + Somewhat Favorable Opinion

OPINION OF GLOBAL LEADERS – BY REGION

Favourable vs. Unfavourable opinion of Turkish President Erdogan

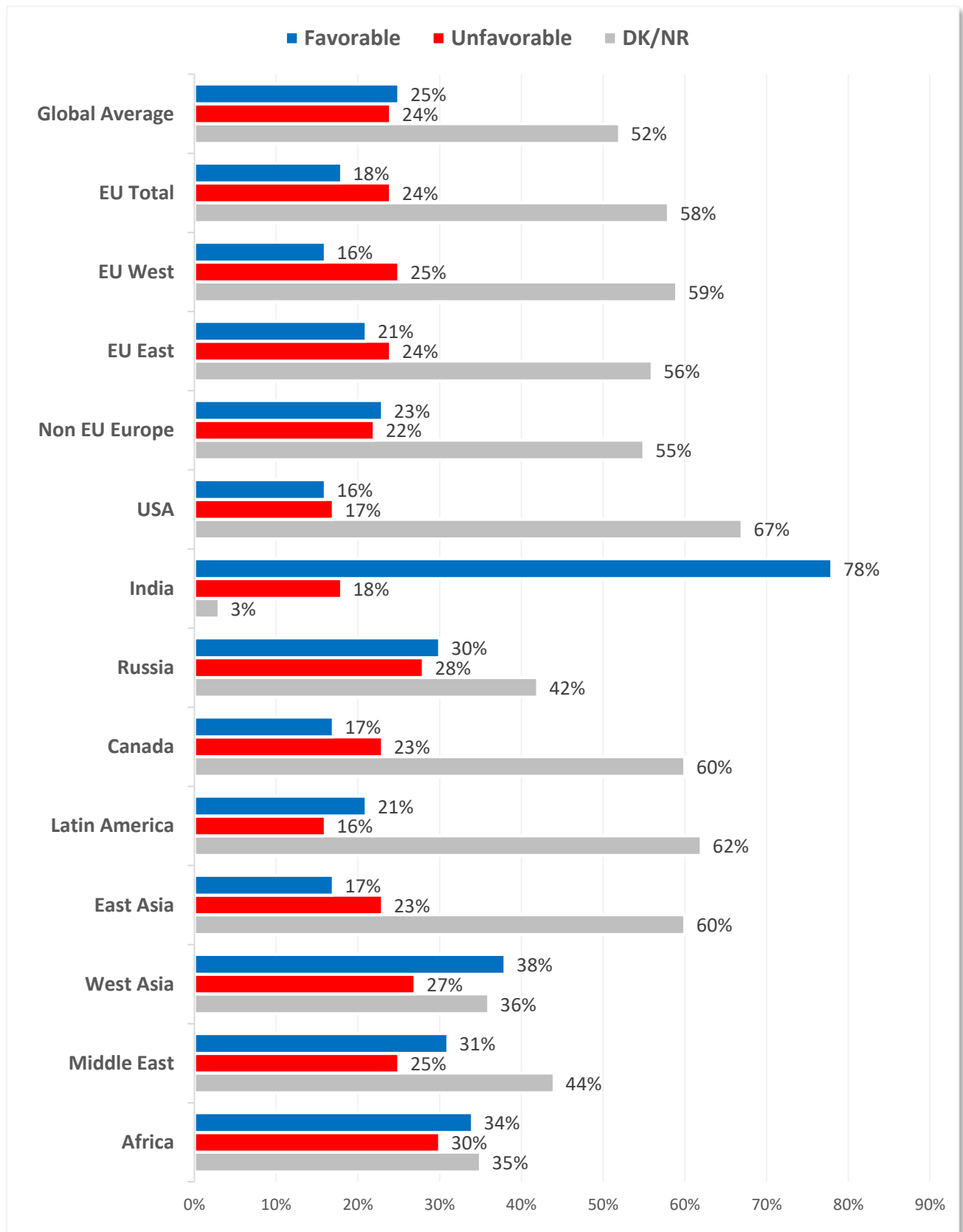


Favorable = Very Favorable Opinion + Somewhat Favorable Opinion
 Unfavorable = Very Unfavorable Opinion + Somewhat Unfavorable Opinion



OPINION OF GLOBAL LEADERS – BY REGION

Favourable vs. Unfavourable opinion of Indian Prime Minister Narendra Modi

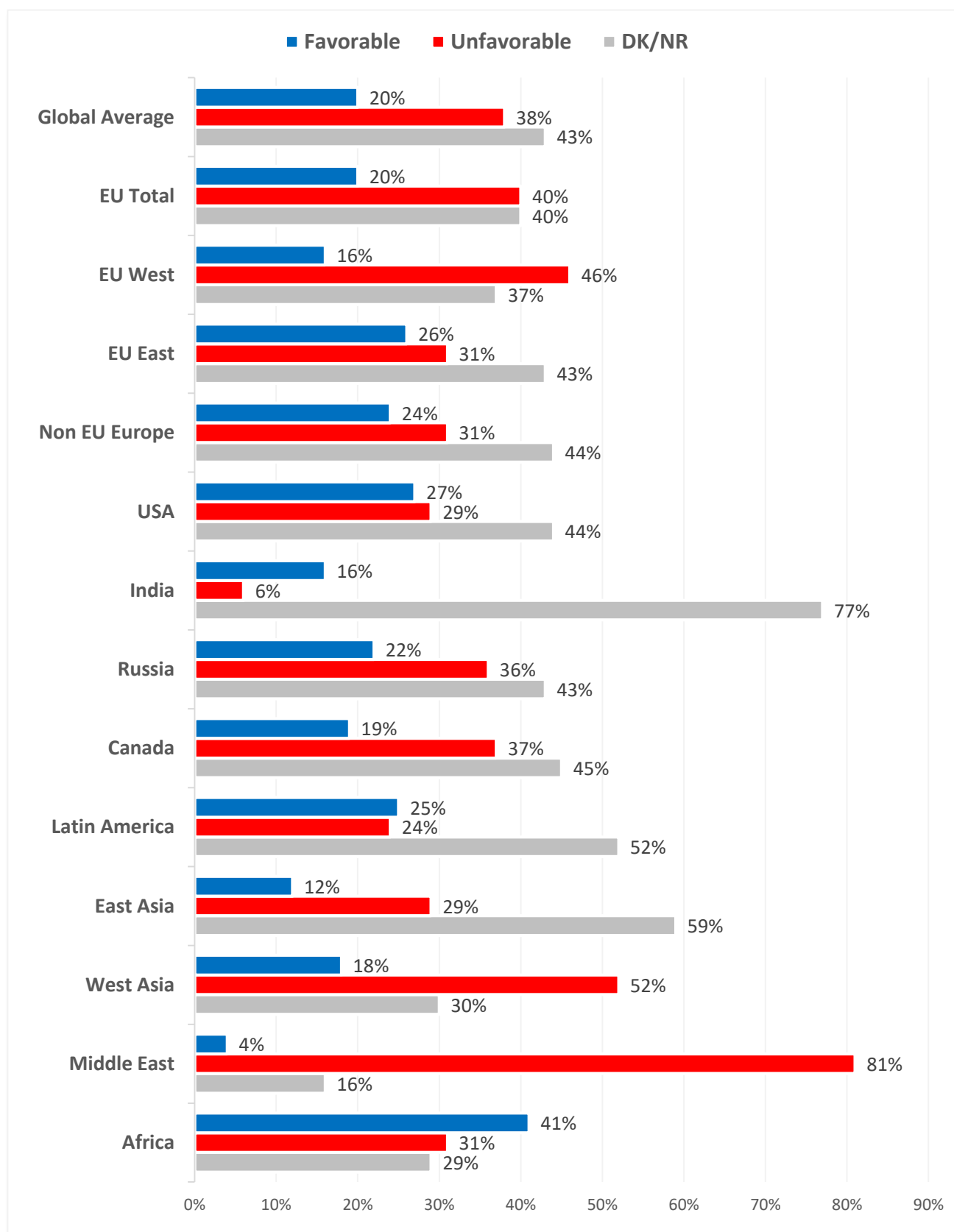


Favorable = Very Favorable Opinion + Somewhat Favorable Opinion

Unfavorable = Very Favorable Opinion + Somewhat Favorable Opinion

OPINION OF GLOBAL LEADERS – BY REGION

Favourable vs. Unfavourable opinion of Israeli Prime Minister Netanyahu

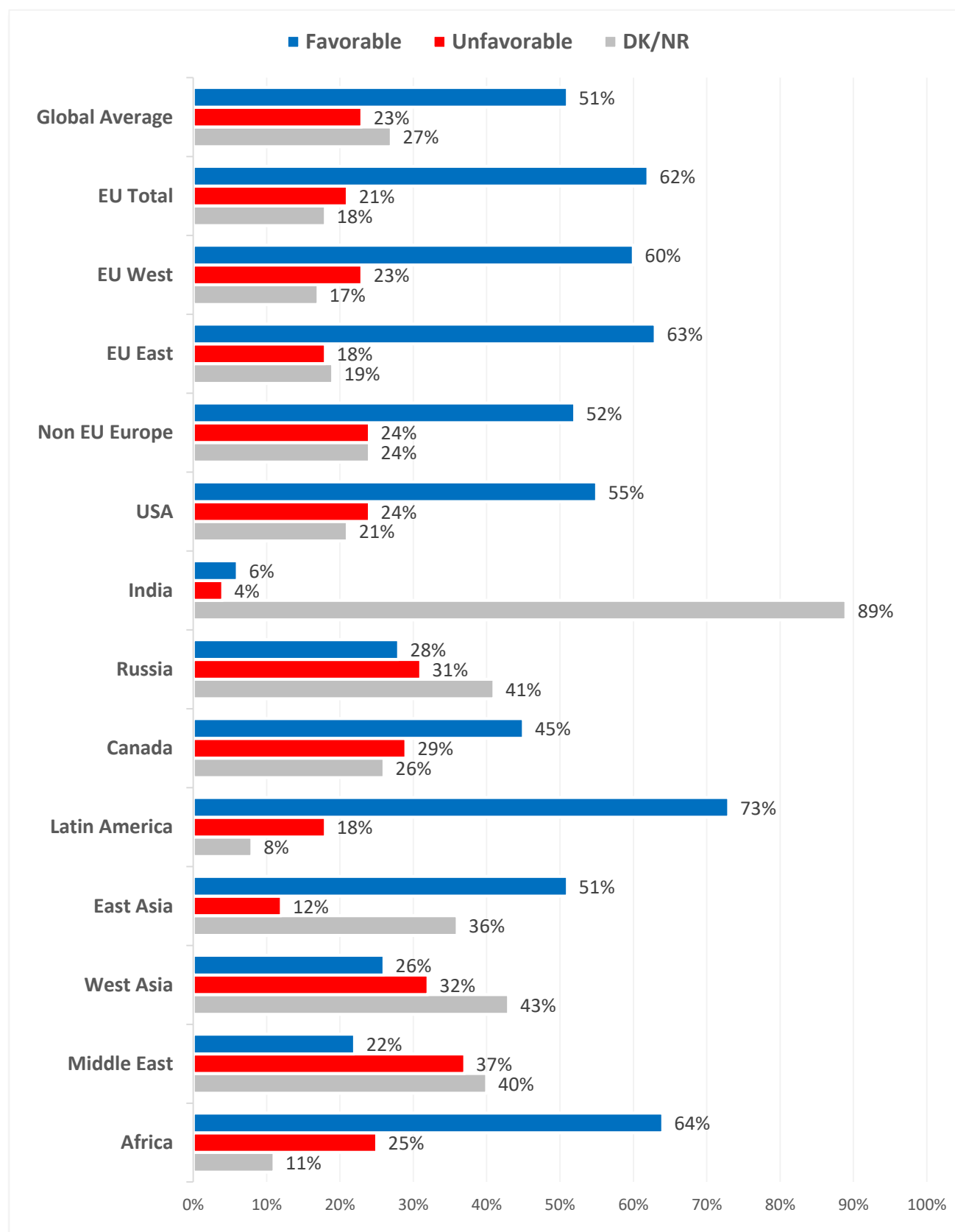


Favorable = Very Favorable Opinion + Somewhat Favorable Opinion
 Unfavorable = Very Unfavorable Opinion + Somewhat Unfavorable Opinion



OPINION OF GLOBAL LEADERS – BY REGION

Favourable vs. Unfavourable opinion of Pope Francis



Favorable = Very Favorable Opinion + Somewhat Favorable Opinion
 Unfavorable = Very Unfavorable Opinion + Somewhat Unfavorable Opinion



OPINION OF GLOBAL LEADERS – BY COUNTRY

Favourable vs. Unfavourable opinion of U.S. President Donald Trump

(Countries presented in alphabetical order)

Country	Favorable	Unfavorable	DK/NR	NET Score	Country	Favorable	Unfavorable	DK/NR	NET Score
Global Average	30%	58%	12%	-28	JAPAN	9%	76%	16%	-67
AFGHANISTAN	40%	57%	3%	-17	KAZAKHSTAN	21%	59%	20%	-38
ALBANIA	77%	18%	6%	+59	KOSOVO	58%	27%	15%	31
ARGENTINA	21%	63%	16%	-42	MACEDONIA	33%	57%	10%	-24
ARMENIA	42%	47%	11%	-5	MOLDOVA	40%	39%	21%	+1
AUSTRIA	8%	85%	7%	-77	NETHERLANDS	14%	80%	6%	-66
AZERBAIJAN	27%	7%	65%	+20	NIGERIA	44%	47%	9%	-3
B&H	22%	67%	12%	-45	PAKISTAN	19%	71%	11%	-52
BRAZIL	46%	49%	5%	-3	PERU	23%	59%	17%	-36
BULGARIA	26%	54%	20%	-28	PHILIPPINES	52%	29%	18%	+23
CANADA	16%	78%	7%	-62	POLAND	42%	43%	16%	-1
COLOMBIA	31%	65%	4%	-34	REPUBLIC OF KOREA	24%	75%	1%	-51
CZECH REPUBLIC	33%	59%	7%	-26	ROMANIA	50%	42%	9%	+8
ECUADOR	28%	62%	11%	-34	RUSSIA	16%	72%	12%	-56
FINLAND	11%	85%	3%	-74	SERBIA	29%	63%	9%	-34
FRANCE	10%	83%	6%	-73	SAUDI ARABIA	34%	55%	11%	-21
GEORGIA	59%	24%	17%	35	SPAIN	14%	79%	8%	-65
GERMANY	8%	85%	8%	-77	SWITZERLAND	12%	84%	4%	-72
GHANA	62%	37%	1%	+25	SYRIA	20%	80%	-	-60
HUNGARY	28%	58%	14%	-30	THAILAND	28%	36%	36%	-8
HONG KONG	21%	73%	6%	-52	TURKEY	5%	75%	20%	-70
INDIA	53%	15%	32%	+38	UK	18%	78%	4%	-60
INDONESIA	19%	56%	25%	-37	UKRAINE	38%	51%	11%	-13
IRAQ	28%	66%	6%	-38	USA	35%	59%	7%	-24
ITALY	24%	62%	14%	-38	VIETNAM	65%	8%	27%	+57

Favorable = Very Favorable Opinion + Somewhat Favorable Opinion

Unfavorable = Very Unfavorable Opinion + Somewhat Unfavorable Opinion



OPINION OF GLOBAL LEADERS – BY COUNTRY

Favourable vs. Unfavourable opinion of Russian President Vladimir Putin

(Countries presented in alphabetical order)

Country	Favorable	Unfavorable	DK/NR	NET Score	Country	Favorable	Unfavorable	DK/NR	NET Score
Global Average	35%	48%	17%	-13	JAPAN	9%	70%	22%	-61
AFGHANISTAN	38%	55%	7%	-17	KAZAKHSTAN	88%	4%	9%	+84
ALBANIA	56%	37%	7%	+19	KOSOVO	11%	71%	19%	-60
ARGENTINA	32%	26%	41%	+6	MACEDONIA	39%	50%	11%	-11
ARMENIA	75%	20%	5%	+55	MOLDOVA	74%	17%	9%	+57
AUSTRIA	33%	61%	8%	-28	NETHERLANDS	13%	78%	10%	-65
AZERBAIJAN	35%	10%	55%	+25	NIGERIA	43%	32%	26%	+11
B&H	31%	57%	11%	-26	PAKISTAN	27%	56%	17%	-29
BRAZIL	31%	56%	13%	-25	PERU	34%	35%	31%	-1
BULGARIA	54%	26%	20%	+28	PHILIPPINES	30%	28%	42%	+2
CANADA	14%	68%	18%	-54	POLAND	14%	74%	13%	-60
COLOMBIA	37%	46%	16%	-9	REPUBLIC OF KOREA	13%	81%	5%	-68
CZECH REPUBLIC	18%	75%	7%	-57	ROMANIA	49%	39%	12%	+10
ECUADOR	29%	38%	34%	-9	RUSSIA	61%	31%	9%	+30
FINLAND	10%	85%	5%	-75	SERBIA	83%	12%	5%	+71
FRANCE	19%	69%	12%	-50	SAUDI ARABIA	30%	52%	18%	-22
GEORGIA	18%	74%	8%	-56	SPAIN	16%	69%	15%	-53
GERMANY	25%	66%	10%	-41	SWITZERLAND	22%	72%	6%	-50
GHANA	52%	33%	16%	+19	SYRIA	51%	43%	6%	+8
HUNGARY	39%	46%	14%	-7	THAILAND	16%	33%	52%	-17
HONG KONG	34%	51%	14%	-17	TURKEY	41%	27%	32%	+14
INDIA	49%	8%	44%	+41	UK	11%	77%	11%	-66
INDONESIA	31%	20%	49%	+11	UKRAINE	27%	63%	9%	-36
IRAQ	44%	38%	19%	+6	USA	10%	70%	20%	-60
ITALY	31%	49%	21%	-18	VIETNAM	56%	5%	39%	+51

Favorable = Very Favorable Opinion + Somewhat Favorable Opinion

Unfavorable = Very Unfavorable Opinion + Somewhat Unfavorable Opinion



OPINION OF GLOBAL LEADERS – BY COUNTRY

Favourable vs. Unfavourable opinion of Chinese President Xi Jinping

(Countries presented in alphabetical order)

Country	Favorable	Unfavorable	DK/NR	NET Score	Country	Favorable	Unfavorable	DK/NR	NET Score
Global Average	28%	37%	35%	-9	JAPAN	2%	76%	23%	-74
AFGHANISTAN	46%	39%	15%	+7	KAZAKHSTAN	49%	15%	36%	+34
ALBANIA	50%	24%	26%	+26	KOSOVO	9%	31%	60%	-22
ARGENTINA	20%	16%	65%	+4	MACEDONIA	20%	36%	44%	-16
ARMENIA	41%	8%	51%	+33	MOLDOVA	43%	11%	45%	+32
AUSTRIA	17%	49%	34%	-32	NETHERLANDS	17%	47%	35%	-30
AZERBAIJAN	32%	9%	58%	+23	NIGERIA	47%	28%	25%	+19
B&H	22%	56%	22%	-34	PAKISTAN	65%	29%	6%	+36
BRAZIL	39%	41%	21%	-2	PERU	22%	38%	40%	-16
BULGARIA	24%	19%	57%	+5	PHILIPPINES	28%	34%	38%	-6
CANADA	11%	51%	37%	-40	POLAND	19%	48%	33%	-29
COLOMBIA	35%	37%	29%	-2	REPUBLIC OF KOREA	14%	83%	3%	-69
CZECH REPUBLIC	18%	60%	21%	-42	ROMANIA	39%	18%	44%	+21
ECUADOR	26%	35%	40%	-9	RUSSIA	39%	31%	30%	+8
FINLAND	27%	43%	31%	-16	SERBIA	65%	17%	18%	+48
FRANCE	12%	56%	32%	-44	SAUDI ARABIA	30%	38%	31%	-8
GEORGIA	19%	14%	67%	+5	SPAIN	16%	47%	37%	-31
GERMANY	19%	48%	33%	-29	SWITZERLAND	20%	51%	29%	-31
GHANA	44%	28%	28%	+16	SYRIA	30%	41%	29%	-11
HUNGARY	24%	32%	43%	-8	THAILAND	17%	33%	50%	-16
HONG KONG	48%	45%	8%	+3	TURKEY	25%	20%	55%	+5
INDIA	18%	36%	46%	-18	UK	21%	42%	37%	-21
INDONESIA	34%	15%	52%	+19	UKRAINE	42%	26%	32%	+16
IRAQ	43%	27%	30%	+16	USA	11%	46%	43%	-35
ITALY	16%	41%	43%	-25	VIETNAM	19%	47%	34%	-28

Favorable = Very Favorable Opinion + Somewhat Favorable Opinion

Unfavorable = Very Unfavorable Opinion + Somewhat Unfavorable Opinion



OPINION OF GLOBAL LEADERS – BY COUNTRY

Favourable vs. Unfavourable opinion of German Chancellor Angela Merkel

(Countries presented in alphabetical order)

Country	Favorable	Unfavorable	DK/NR	NET Score	Country	Favorable	Unfavorable	DK/NR	NET Score
Global Average	45%	31%	24%	+14	JAPAN	31%	23%	46%	+8
AFGHANISTAN	44%	40%	16%	+4	KAZAKHSTAN	35%	38%	27%	-3
ALBANIA	83%	14%	3%	+69	KOSOVO	91%	5%	5%	+86
ARGENTINA	25%	18%	57%	+7	MACEDONIA	56%	30%	13%	+26
ARMENIA	76%	10%	13%	+66	MOLDOVA	65%	20%	15%	+45
AUSTRIA	45%	48%	7%	-3	NETHERLANDS	67%	17%	16%	+50
AZERBAIJAN	45%	12%	43%	+33	NIGERIA	48%	25%	27%	+23
B&H	50%	37%	13%	+13	PAKISTAN	28%	54%	18%	-26
BRAZIL	65%	20%	16%	+45	PHILIPPINES	15%	30%	55%	-15
BULGARIA	38%	43%	18%	-5	POLAND	43%	36%	21%	+7
CANADA	47%	19%	35%	+28	REPUBLIC OF KOREA	39%	38%	23%	+1
COLOMBIA	53%	16%	31%	+37	ROMANIA	66%	22%	12%	+44
CZECH REPUBLIC	24%	70%	6%	-46	RUSSIA	20%	59%	21%	-39
ECUADOR	24%	15%	61%	+9	SERBIA	32%	57%	11%	-25
FINLAND	65%	25%	10%	+40	SAUDI ARABIA	25%	42%	34%	-17
FRANCE	58%	30%	12%	+28	SPAIN	58%	30%	11%	+28
GEORGIA	61%	17%	21%	+44	SWITZERLAND	58%	36%	6%	+22
GERMANY	49%	44%	7%	+5	SYRIA	80%	12%	9%	+68
GHANA	66%	20%	14%	+46	THAILAND	9%	7%	84%	+2
HUNGARY	22%	66%	12%	-44	TURKEY	26%	39%	35%	-13
HONG KONG	55%	25%	20%	+30	UK	47%	36%	17%	+11
INDIA	21%	7%	72%	+14	UKRAINE	48%	41%	10%	+7
INDONESIA	26%	8%	66%	+18	USA	41%	20%	39%	+21
IRAQ	60%	19%	21%	+41	VIETNAM	47%	2%	52%	+45
ITALY	32%	53%	15%	-21					

Favorable = Very Favorable Opinion + Somewhat Favorable Opinion

Unfavorable = Very Unfavorable Opinion + Somewhat Unfavorable Opinion



OPINION OF GLOBAL LEADERS – BY COUNTRY

Favourable vs. Unfavourable opinion of French President Emmanuel Macron

(Countries presented in alphabetical order)

Country	Favorable	Unfavorable	DK/NR	NET Score	Country	Favorable	Unfavorable	DK/NR	NET Score
Global Average	38%	32%	30%	+6	JAPAN	25%	24%	52%	+1
AFGHANISTAN	35%	42%	22%	-7	KAZAKHSTAN	31%	31%	38%	0
ALBANIA	70%	18%	12%	+52	KOSOVO	46%	18%	37%	+28
ARGENTINA	21%	17%	62%	+4	MACEDONIA	30%	42%	28%	-12
ARMENIA	84%	5%	11%	+79	MOLDOVA	56%	12%	31%	+44
AUSTRIA	52%	35%	14%	+17	NETHERLANDS	45%	31%	24%	+14
AZERBAIJAN	24%	25%	51%	-1	NIGERIA	45%	27%	27%	+18
B&H	33%	51%	17%	-18	PAKISTAN	25%	54%	21%	-29
BRAZIL	49%	34%	17%	+15	PHILIPPINES	16%	30%	55%	-14
BULGARIA	50%	25%	26%	+25	POLAND	39%	34%	26%	+5
CANADA	34%	29%	38%	+5	REPUBLIC OF KOREA	36%	37%	27%	-1
COLOMBIA	51%	28%	21%	+23	ROMANIA	66%	15%	19%	+51
CZECH REPUBLIC	42%	47%	11%	-5	RUSSIA	21%	54%	25%	-33
ECUADOR	20%	22%	57%	-2	SERBIA	32%	44%	24%	-12
FINLAND	56%	28%	17%	+28	SAUDI ARABIA	23%	51%	27%	-28
FRANCE	22%	72%	6%	-50	SPAIN	38%	42%	20%	-4
GEORGIA	50%	12%	38%	+38	SWITZERLAND	56%	32%	11%	+24
GERMANY	55%	30%	16%	+25	SYRIA	40%	35%	24%	+5
GHANA	66%	23%	11%	+43	THAILAND	10%	5%	86%	+5
HUNGARY	20%	58%	21%	-38	TURKEY	16%	38%	46%	-22
HONG KONG	51%	26%	22%	+25	UK	36%	42%	22%	-6
INDIA	24%	8%	69%	+16	UKRAINE	47%	31%	22%	+16
INDONESIA	26%	7%	67%	+19	USA	35%	23%	42%	+12
IRAQ	46%	27%	27%	+19	VIETNAM	51%	0%	48%	+51
ITALY	26%	55%	20%	-29					

Favorable = Very Favorable Opinion + Somewhat Favorable Opinion

Unfavorable = Very Unfavorable Opinion + Somewhat Unfavorable Opinion



OPINION OF GLOBAL LEADERS – BY COUNTRY

Favourable vs. Unfavourable opinion of British Prime Minister Theresa May

(Countries presented in alphabetical order)

Country	Favorable	Unfavorable	DK/NR	NET Score	Country	Favorable	Unfavorable	DK/NR	NET Score
Global Average	35%	32%	33%	+3	JAPAN	23%	23%	55%	0
AFGHANISTAN	29%	49%	22%	-20	KAZAKHSTAN	28%	33%	40%	-5
ALBANIA	67%	18%	15%	+49	KOSOVO	44%	11%	44%	+33
ARGENTINA	12%	20%	67%	-8	MACEDONIA	35%	33%	32%	+2
ARMENIA	48%	17%	35%	+31	MOLDOVA	44%	22%	35%	+22
AUSTRIA	33%	50%	17%	-17	NETHERLANDS	40%	38%	23%	+2
AZERBAIJAN	28%	10%	62%	+18	NIGERIA	53%	24%	23%	+29
B&H	26%	54%	20%	-28	PAKISTAN	28%	55%	17%	-27
BRAZIL	54%	28%	19%	+26	PHILIPPINES	19%	29%	52%	-10
BULGARIA	36%	34%	30%	+2	POLAND	43%	29%	29%	+14
CANADA	35%	34%	32%	+1	REPUBLIC OF KOREA	34%	33%	33%	+1
COLOMBIA	48%	18%	34%	+30	ROMANIA	51%	19%	29%	+32
CZECH REPUBLIC	44%	39%	16%	+5	RUSSIA	17%	58%	25%	-41
ECUADOR	17%	17%	67%	0	SERBIA	22%	52%	26%	-30
FINLAND	40%	42%	19%	-2	SAUDI ARABIA	33%	36%	32%	-3
FRANCE	32%	47%	22%	-15	SPAIN	26%	53%	21%	-27
GEORGIA	46%	9%	45%	+37	SWITZERLAND	46%	35%	20%	+11
GERMANY	25%	56%	19%	-31	SYRIA	31%	38%	31%	-7
GHANA	66%	24%	10%	+42	THAILAND	16%	6%	79%	+10
HUNGARY	38%	37%	25%	+1	TURKEY	19%	34%	47%	-15
HONG KONG	48%	38%	15%	+10	UK	38%	57%	5%	-19
INDIA	18%	7%	76%	+11	UKRAINE	46%	31%	23%	+15
INDONESIA	27%	7%	67%	+20	USA	41%	22%	37%	+19
IRAQ	43%	29%	28%	+14	VIETNAM	48%	1%	51%	+47
ITALY	34%	38%	27%	-4					

Favorable = Very Favorable Opinion + Somewhat Favorable Opinion

Unfavorable = Very Unfavorable Opinion + Somewhat Unfavorable Opinion



OPINION OF GLOBAL LEADERS – BY COUNTRY

Favourable vs. Unfavourable opinion of Iranian President Hassan Rouhani

(Countries presented in alphabetical order)

Country	Favorable	Unfavorable	DK/NR	NET Score	Country	Favorable	Unfavorable	DK/NR	NET Score
Global Average	18%	38%	44%	-20	JAPAN	4%	33%	64%	-29
AFGHANISTAN	48%	47%	5%	+1	KAZAKHSTAN	36%	16%	48%	+20
ALBANIA	45%	20%	35%	+25	KOSOVO	10%	21%	70%	-11
ARGENTINA	6%	16%	78%	-10	MACEDONIA	11%	34%	54%	-23
ARMENIA	43%	18%	38%	+25	MOLDOVA	21%	15%	64%	+6
AUSTRIA	13%	50%	38%	-37	NETHERLANDS	5%	50%	46%	-45
AZERBAIJAN	41%	24%	35%	+17	NIGERIA	31%	38%	32%	-7
B&H	22%	55%	23%	-33	PAKISTAN	54%	36%	10%	+18
BRAZIL	19%	54%	27%	-35	PHILIPPINES	15%	32%	54%	-17
BULGARIA	13%	24%	63%	-11	POLAND	15%	41%	43%	-26
CANADA	8%	43%	50%	-35	REPUBLIC OF KOREA	7%	43%	50%	-36
COLOMBIA	18%	42%	41%	-24	ROMANIA	17%	24%	59%	-7
CZECH REPUBLIC	11%	50%	39%	-39	RUSSIA	22%	34%	44%	-12
ECUADOR	9%	22%	69%	-13	SERBIA	18%	33%	49%	-15
FINLAND	8%	50%	41%	-42	SAUDI ARABIA	2%	82%	16%	-80
FRANCE	9%	52%	40%	-43	SPAIN	6%	39%	55%	-33
GEORGIA	13%	22%	65%	-9	SWITZERLAND	14%	52%	35%	-38
GERMANY	9%	54%	37%	-45	SYRIA	36%	57%	7%	-21
GHANA	22%	33%	45%	-11	THAILAND	2%	10%	88%	-8
HUNGARY	8%	45%	47%	-37	TURKEY	18%	39%	43%	-21
HONG KONG	14%	47%	40%	-33	UK	8%	51%	41%	-43
INDIA	22%	8%	69%	+14	UKRAINE	24%	38%	37%	-14
INDONESIA	31%	8%	60%	+23	USA	6%	42%	52%	-36
IRAQ	29%	61%	10%	-32	VIETNAM	28%	7%	65%	+21
ITALY	11%	46%	44%	-35					

Favorable = Very Favorable Opinion + Somewhat Favorable Opinion

Unfavorable = Very Unfavorable Opinion + Somewhat Unfavorable Opinion



OPINION OF GLOBAL LEADERS – BY COUNTRY

Favourable vs. Unfavourable opinion of Saudi Arabia King Salman bin Abdulaziz Al Saud

(Countries presented in alphabetical order)

Country	Favorable	Unfavorable	DK/NR	NET Score	Country	Favorable	Unfavorable	DK/NR	NET Score
Global Average	24%	35%	40%	-11	JAPAN	3%	42%	56%	-39
AFGHANISTAN	61%	31%	8%	+30	KAZAKHSTAN	40%	15%	44%	+25
ALBANIA	44%	21%	36%	+23	KOSOVO	16%	22%	63%	-6
ARGENTINA	7%	13%	80%	-6	MACEDONIA	11%	34%	55%	-23
ARMENIA	26%	16%	58%	+10	MOLDOVA	28%	9%	63%	+19
AUSTRIA	5%	66%	29%	-61	NETHERLANDS	6%	55%	39%	-49
AZERBAIJAN	26%	16%	57%	+10	NIGERIA	40%	35%	25%	+5
B&H	19%	58%	24%	-39	PAKISTAN	65%	28%	7%	+37
BRAZIL	25%	46%	29%	-21	PHILIPPINES	16%	32%	51%	-16
BULGARIA	16%	24%	60%	-8	POLAND	19%	36%	45%	-17
CANADA	5%	57%	38%	-52	REPUBLIC OF KOREA	6%	39%	54%	-33
COLOMBIA	24%	34%	43%	-10	ROMANIA	24%	18%	58%	+6
CZECH REPUBLIC	8%	54%	39%	-46	RUSSIA	21%	34%	45%	-13
ECUADOR	11%	19%	70%	-8	SERBIA	22%	33%	45%	-11
FINLAND	2%	71%	27%	-69	SAUDI ARABIA	99%	0%	0%	+99
FRANCE	6%	60%	34%	-54	SPAIN	7%	54%	40%	-47
GEORGIA	11%	16%	72%	-5	SWITZERLAND	8%	64%	28%	-56
GERMANY	6%	62%	32%	-56	SYRIA	12%	69%	19%	-57
GHANA	21%	36%	43%	-15	THAILAND	4%	7%	89%	-3
HUNGARY	13%	39%	48%	-26	TURKEY	5%	58%	37%	-53
HONG KONG	13%	52%	36%	-39	UK	7%	68%	25%	-61
INDIA	23%	7%	70%	+16	UKRAINE	40%	30%	31%	+10
INDONESIA	83%	3%	14%	+80	USA	8%	51%	41%	-43
IRAQ	39%	55%	7%	-16	VIETNAM	32%	4%	64%	+28
ITALY	11%	40%	49%	-29					

Favorable = Very Favorable Opinion + Somewhat Favorable Opinion

Unfavorable = Very Unfavorable Opinion + Somewhat Unfavorable Opinion



OPINION OF GLOBAL LEADERS – BY COUNTRY

Favourable vs. Unfavourable opinion of Turkish President Erdogan

(Countries presented in alphabetical order)

Country	Favorable	Unfavorable	DK/NR	NET Score	Country	Favorable	Unfavorable	DK/NR	NET Score
Global Average	28%	40%	31%	-12	JAPAN	7%	30%	63%	-23
AFGHANISTAN	81%	13%	5%	+68	KAZAKHSTAN	53%	16%	31%	+37
ALBANIA	66%	31%	3%	+35	KOSOVO	71%	18%	12%	+53
ARGENTINA	7%	13%	80%	-6	MACEDONIA	56%	25%	19%	+31
ARMENIA	6%	85%	8%	-79	MOLDOVA	44%	22%	34%	+22
AUSTRIA	5%	87%	8%	-82	NETHERLANDS	2%	86%	11%	-84
AZERBAIJAN	77%	3%	20%	+74	NIGERIA	34%	33%	34%	+1
B&H	43%	43%	15%	0	PAKISTAN	61%	28%	11%	+33
BRAZIL	28%	39%	32%	-11	PHILIPPINES	12%	32%	56%	-20
BULGARIA	14%	63%	24%	-49	POLAND	16%	44%	40%	-28
CANADA	10%	39%	52%	-29	REPUBLIC OF KOREA	10%	34%	56%	-24
COLOMBIA	27%	25%	48%	+2	ROMANIA	27%	38%	35%	-11
CZECH REPUBLIC	11%	66%	23%	-55	RUSSIA	28%	42%	30%	-14
ECUADOR	10%	17%	73%	-7	SERBIA	32%	45%	23%	-13
FINLAND	3%	78%	19%	-75	SAUDI ARABIA	22%	64%	14%	-42
FRANCE	6%	65%	28%	-59	SPAIN	8%	50%	42%	-42
GEORGIA	41%	29%	30%	+12	SWITZERLAND	6%	84%	11%	-78
GERMANY	7%	82%	11%	-75	SYRIA	67%	24%	10%	+43
GHANA	33%	31%	36%	+2	THAILAND	3%	7%	90%	-4
HUNGARY	15%	55%	30%	-40	TURKEY	56%	28%	17%	+28
HONG KONG	16%	46%	38%	-30	UK	10%	52%	38%	-42
INDIA	19%	7%	74%	+12	UKRAINE	38%	37%	25%	+1
INDONESIA	55%	4%	41%	+51	USA	8%	36%	56%	-28
IRAQ	54%	39%	7%	+15	VIETNAM	33%	4%	62%	+29
ITALY	10%	58%	33%	-48					

Favorable = Very Favorable Opinion + Somewhat Favorable Opinion

Unfavorable = Very Unfavorable Opinion + Somewhat Unfavorable Opinion



OPINION OF GLOBAL LEADERS – BY COUNTRY

Favourable vs. Unfavourable opinion of Indian Prime Minister Narendra Modi

(Countries presented in alphabetical order)

Country	Favorable	Unfavorable	DK/NR	NET Score	Country	Favorable	Unfavorable	DK/NR	NET Score
Global Average	25%	24%	52%	+1	JAPAN	14%	21%	65%	-7
AFGHANISTAN	68%	22%	11%	+46	KAZAKHSTAN	37%	11%	52%	+26
ALBANIA	42%	16%	42%	+26	KOSOVO	7%	16%	77%	-9
ARGENTINA	10%	7%	83%	+3	MACEDONIA	10%	31%	58%	-21
ARMENIA	30%	8%	62%	+22	MOLDOVA	27%	6%	67%	+21
AUSTRIA	13%	28%	59%	-15	NETHERLANDS	14%	24%	62%	-10
AZERBAIJAN	22%	7%	72%	+15	NIGERIA	39%	32%	30%	+7
B&H	17%	54%	29%	-37	PAKISTAN	18%	73%	10%	-55
BRAZIL	36%	28%	36%	+8	PHILIPPINES	15%	29%	55%	-14
BULGARIA	21%	12%	67%	+9	POLAND	25%	25%	49%	0
CANADA	17%	23%	60%	-6	REPUBLIC OF KOREA	10%	35%	55%	-25
COLOMBIA	30%	18%	52%	+12	ROMANIA	22%	10%	67%	+12
CZECH REPUBLIC	15%	38%	47%	-23	RUSSIA	30%	28%	42%	+2
ECUADOR	8%	14%	78%	-6	SERBIA	29%	22%	49%	+7
FINLAND	16%	18%	66%	-2	SAUDI ARABIA	29%	25%	45%	+4
FRANCE	16%	26%	58%	-10	SPAIN	9%	17%	73%	-8
GEORGIA	17%	10%	72%	+7	SWITZERLAND	19%	29%	52%	-10
GERMANY	17%	31%	52%	-14	SYRIA	28%	22%	50%	+6
GHANA	28%	28%	44%	0	THAILAND	2%	7%	90%	-5
HUNGARY	24%	21%	55%	+3	TURKEY	14%	20%	67%	-6
HONG KONG	17%	45%	37%	-28	UK	24%	22%	53%	+2
INDIA	78%	18%	3%	+60	UKRAINE	47%	15%	37%	+32
INDONESIA	28%	9%	63%	+19	USA	16%	17%	67%	-1
IRAQ	35%	24%	41%	+11	VIETNAM	34%	6%	60%	+28
ITALY	16%	32%	53%	-16					

Favorable = Very Favorable Opinion + Somewhat Favorable Opinion

Unfavorable = Very Unfavorable Opinion + Somewhat Unfavorable Opinion



OPINION OF GLOBAL LEADERS – BY COUNTRY

Favourable vs. Unfavourable opinion of Israeli Prime Minister Netanyahu

(Countries presented in alphabetical order)

Country	Favorable	Unfavorable	DK/NR	NET Score	Country	Favorable	Unfavorable	DK/NR	NET Score
Global Average	20%	38%	43%	-18	JAPAN	3%	31%	66%	-28
AFGHANISTAN	18%	68%	13%	-50	KAZAKHSTAN	30%	20%	50%	+10
ALBANIA	46%	25%	30%	+21	KOSOVO	8%	24%	68%	-16
ARGENTINA	8%	17%	75%	-9	MACEDONIA	13%	38%	48%	-25
ARMENIA	24%	22%	54%	+2	MOLDOVA	38%	12%	50%	+26
AUSTRIA	17%	48%	35%	-31	NETHERLANDS	25%	38%	38%	-13
AZERBAIJAN	23%	23%	54%	0	NIGERIA	44%	29%	27%	+15
B&H	9%	65%	27%	-56	PAKISTAN	15%	68%	17%	-53
BRAZIL	47%	30%	24%	+17	PHILIPPINES	18%	30%	53%	-12
BULGARIA	30%	16%	54%	+14	POLAND	22%	35%	44%	-13
CANADA	19%	37%	45%	-18	REPUBLIC OF KOREA	8%	35%	57%	-27
COLOMBIA	32%	30%	38%	+2	ROMANIA	36%	17%	47%	+19
CZECH REPUBLIC	23%	41%	36%	-18	RUSSIA	22%	36%	43%	-14
ECUADOR	11%	16%	73%	-5	SERBIA	22%	31%	46%	-9
FINLAND	16%	50%	34%	-34	SAUDI ARABIA	3%	80%	18%	-77
FRANCE	13%	54%	33%	-41	SPAIN	13%	42%	44%	-29
GEORGIA	36%	11%	54%	25	SWITZERLAND	16%	53%	30%	-37
GERMANY	14%	52%	34%	-38	SYRIA	8%	82%	9%	-74
GHANA	34%	35%	31%	-1	THAILAND	3%	9%	90%	-6
HUNGARY	24%	38%	38%	-14	TURKEY	2%	62%	35%	-60
HONG KONG	15%	48%	36%	-33	UK	18%	43%	39%	-25
INDIA	16%	6%	77%	+10	UKRAINE	49%	22%	29%	+27
INDONESIA	14%	34%	52%	-20	USA	27%	29%	44%	-2
ITALY	21%	35%	44%	-14	VIETNAM	28%	7%	65%	+21

Favorable = Very Favorable Opinion + Somewhat Favorable Opinion

Unfavorable = Very Unfavorable Opinion + Somewhat Unfavorable Opinion



OPINION OF GLOBAL LEADERS – BY COUNTRY

Favourable vs. Unfavourable opinion of Pope Francis

(Countries presented in alphabetical order)

Country	Favorable	Unfavorable	DK/NR	NET Score	Country	Favorable	Unfavorable	DK/NR	NET Score
Global Average	51%	23%	27%	+28	KAZAKHSTAN	37%	16%	47%	+21
ALBANIA	82%	15%	4%	+67	KOSOVO	36%	16%	48%	+20
ARGENTINA	62%	28%	10%	+34	MACEDONIA	28%	38%	34%	-10
ARMENIA	82%	9%	9%	+73	MOLDOVA	54%	10%	35%	+44
AUSTRIA	64%	23%	14%	+41	NETHERLANDS	47%	29%	23%	+18
AZERBAIJAN	26%	20%	54%	+6	NIGERIA	57%	26%	17%	+31
B&H	42%	39%	19%	+3	PAKISTAN	26%	58%	16%	-32
BRAZIL	81%	15%	5%	+66	PERU	64%	22%	14%	+42
BULGARIA	54%	10%	36%	+44	PHILIPPINES	87%	8%	5%	+79
CANADA	45%	29%	26%	+16	POLAND	75%	10%	15%	+65
COLOMBIA	87%	10%	3%	+77	REPUBLIC OF KOREA	76%	16%	8%	+60
CZECH REPUBLIC	54%	32%	14%	+22	ROMANIA	78%	8%	14%	+70
ECUADOR	73%	18%	9%	+55	RUSSIA	28%	31%	41%	-3
FINLAND	50%	27%	22%	+23	SERBIA	26%	48%	26%	-22
FRANCE	47%	33%	20%	+14	SAUDI ARABIA	6%	53%	41%	-47
GEORGIA	57%	9%	34%	+48	SPAIN	75%	15%	10%	+60
GERMANY	54%	28%	19%	+26	SWITZERLAND	60%	27%	14%	+33
GHANA	76%	21%	3%	+55	SYRIA	42%	9%	48%	+33
HUNGARY	61%	22%	16%	+39	THAILAND	22%	8%	70%	+14
HONG KONG	49%	30%	21%	+19	TURKEY	7%	36%	57%	-29
INDIA	6%	4%	89%	+2	UK	53%	26%	20%	+27
INDONESIA	22%	8%	70%	+14	UKRAINE	58%	20%	22%	+38
IRAQ	41%	24%	35%	+17	USA	55%	24%	21%	+31
ITALY	88%	8%	5%	+80	VIETNAM	46%	1%	53%	+45
JAPAN	35%	15%	50%	+20					

Favorable = Very Favorable Opinion + Somewhat Favorable Opinion

Unfavorable = Very Unfavorable Opinion + Somewhat Unfavorable Opinion



METHODOLOGY DETAILS

Country	Supplier	Sample	Field period	Method
AFGHANISTAN	ACSOR-Surveys	1 763	15-25.10.2018	F2F
ALBANIA	Be Research LLC	1 040	08-18.11.2018	CAPI
ARGENTINA	Voices! Research & Consultancy	1 002	02-15.10.2018	F2F, CAPI
ARMENIA	MPG LLC	1 111	17-22.11.2018	CAPI
AUSTRALIA	Roy Morgan Research	1 028	13-14.12.2018	CAWI
AUSTRIA	Österreichisches Gallup Institut	1 000	22.11-03.12.2018	CAWI
BRAZIL	Lightspeed Research Limited	800	14-21.01.2019	CAWI
BOSNIA & HERZEGOVINA	Mareco Index Bosnia	1 000	05-18.11.2018	CATI
BULGARIA	Gallup International	1 053	02-09.11.2018	CAPI
CANADA	Lightspeed Research Limited	600	14-21.01.2019	CAWI
COLOMBIA	Centro Nacional de Consultoría	1 000	14-17.12.2018	CATI
CZECH REPUBLIC	MARECO Ltd. Praha	1 500	14.11-03.12.2018	F2F
ECUADOR	CEDATOS	700	26.11-16.12.2018	F2F
FINLAND	Taloustutkimus Oy	1 134	07-11.12.2018	CAWI
FRANCE	BVA	1 000	23-29.11.2018	CAWI
GEORGIA	GORBI	1 008	18-25.11.2018	CAPI
GERMANY	Österreichisches Gallup Institut	1 000	03-07.12.2018	CAWI
GHANA	Candino Global	500	20.11-03.12.2018	CAPI
HONG KONG	CSG (Consumer Search Group)	505	28.10-21.11.2018	Online
HUNGARY	Österreichisches Gallup Institut	1 000	10-20.12.2018	CAWI
INDIA	Impetus Research Pvt. Ltd	1 001	22.10-30.11.2018	CATI
INDONESIA	Deka	1 040	14-25.11.2018	F2F
IRAQ	IIACSS	1 000	03-28.11.2018	CAPI
ITALY	DOXA	1 072	16-30.11.2018	CAPI
JAPAN	NRC (Nippon Research Center)	1 155	01-13.11.2018	F2F
JORDAN	MRO	1 000	29.10-20.11.2018	F2F
KAZAKHSTAN	BISAM - CENTRAL ASIA	1 400	22.11-11.12.2018	F2F CAPI
KOSOVO	Be Research LLC	978	06-18.11.2018	F2F
LATVIA	SKDS	1 005	29.11-05.12.2018	CAWI
LEBANON	MRO	1 000	29.10-20.11.2018	F2F
MACEDONIA	BRIMA	1 212	22.11-06.12.2018	F2F, TAPI



METHODOLOGY DETAILS (CONT'D.)

Country	Supplier	Sample	Field period	Method
MEXICO	BRAIN	500	10-14.12.2018	Online
MOLDOVA	CBS - AXA S.R.L., I.M.	600	10-20.10.2018	CATI
NETHERLANDS	Motivaction International B.V.	503	15-19.01.2019	Online
NEW ZEALAND	Roy Morgan Research	1 011	13-14.12.2018	CAWI
NIGERIA	Market Trends International	800	28.11-05.12.2018	F2F, TAPI
PAKISTAN	Gallup Pakistan	1 000	13-20.10.2018	F2F
PARAGUAY	Instituto de Comunicacion y Arte -ICA	515	11/12.2018	Online
PERU	DATUM Internacional	1 009	09-14.11.2019	CAPI
PHILIPPINES	PSRC	1 000	06-20.11.2018	F2F, PAPI
POLAND	MARECO POLSKA	1 017	20-30.10.2018	F2F, PAPI
REPUBLIC OF KOREA	Gallup Korea	1 500	08-28.11.2018	F2F
ROMANIA	TNS CSOP	530	15-29.11.2018	CATI
RUSSIA	Romir	1 000	28.11-02.12.2018	F2F
SAUDI ARABIA	Mashora House for Public Opinion Polls	1 836	10-19.12.2018	CATI
SERBIA	TNS Medium Gallup	1 012	20.10-04.11.2018	F2F, TAPI
SOUTH AFRICA	Freshly Ground Insights (FGI)	1 515	23.10-29.11.2018	Online
SPAIN	SIGMA DOS	800	14-15.12.2018	CATI
SWITZERLAND	Opinion Plus	1 000	12-17.12.2018	Online panel
SYRIA	Syrian & Levant Market Compass	515	11-12.2018	F2F
THAILAND	Infosearch co. ltd	600	05-30.11.2018	F2F
TURKEY	Barem	1 001	01.11-07.12.2018	CATI
UK	ORB International	1 001	07-10.12.2018	Online
UKRAINE	Romir Ukraine	500	30.11-04.12.2018	Online
USA	Survey Monkey	1 045	06-07.12.2018	Online panel
VIETNAM	Indochina Research	600	05-23.11.2018	F2F, CAPI

